Thirumalai ChemicalsLtd

Registered Office:
"THIRUMALAI HOUSE",
Plot No. 101-102, Road No. 29,
Sion (East), Mumbai – 400 022, India
PHONE: +91 – 22– 43686200
FAX +91 – 22 – 24011699
E- MAIL: thirumalai@thirumalaichemicals.com
Website: www.thirumalaichemicals.com

(AN ISO 9001, 14001, 50001/ HACCP & FSSC 22000 CERTIFIED COMPANY)
CIN: L24100MH1972PLC016149

TCL/SE063/2026-27
November 26, 2026

To,

The National Stock Exchange of India Limited
Listing Department
Exchange Plaza, Bandra Kurla Complex
Bandra (East)
Mumbai 400 051
Scrip code: TIRUMALCHM

BSE Limited
Department of Corporate Services
Floor 25, Phiroze Jeejeebhoy Towers
Dalal Street
Mumbai 400 001
Scrip code: 500412

Dear Sir/Madam,

Sub.: Corporate Presentation for the Quarter ended September, 2026

Please find enclosed the Corporate Presentation for the Quarter ended September, 2026.

The said presentation will also be uploaded on the website of the Company (www.thirumalaichemicals.com/announcements-updates).

Thanking you,

Yours faithfully,

For **Thirumalai Chemicals Limited**

Aditya Sharma
Digitally signed by Aditya Sharma
Date: 2026.11.26 17:01:24 +05'30'

Aditya Sharma
Company Secretary & Compliance Officer

Encl: As above

Thirumalai Chemicals Limited

Investor Presentation Q2 FY27

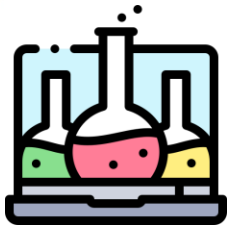





Thirumalai Chemicals Ltd.



Safe Harbor

This presentation and the accompanying slides (the “Presentation”), which have been prepared by **Thirumalai Chemicals Limited** (the “Company’), have been prepared solely for information purposes and do not constitute any offer, recommendation or invitation to purchase or subscribe for any securities and shall not form the basis or be relied on in connection with any contract or binding commitment whatsoever. No offering of securities of the Company will be made except by means of a statutory offering document containing detailed information about the Company.

This Presentation has been prepared by the Company based on information and data which the Company considers reliable, but the Company makes no representation or warranty, express or implied, whatsoever and no reliance shall be placed on the truth, accuracy, completeness, fairness and reasonableness of the contents of this Presentation. This Presentation may not be all inclusive and may not contain all of the information that you may consider material. Any liability in respect of the contents of, or any omission from, this Presentation is expressly excluded.

Certain matters discussed in this Presentation may contain statements regarding the Company’s market opportunity and business prospects that are individually and collectively forward-looking statements. Such forward-looking statements are not guarantees of future performance and are subject to known and unknown risks, uncertainties and assumptions that are difficult to predict. These risks and uncertainties include, but are not limited to, the performance of the Indian economy and of the economies of various international markets, the performance of the industry in India and world-wide, competition, the Company’s ability to successfully implement its strategy, the Company's future levels of growth and expansion, technological implementation, changes and advancements, changes in revenue, income or cashflows, the Company's market preferences and its exposure to market risks, as well as other risks. The Company's actual results, levels of activity, performance or achievements could differ materially and adversely from results expressed in or implied by this Presentation. The Company assumes no obligation to update any forward-looking information contained in this Presentation. Any forward-looking statements and projections made by third parties included in this Presentation are not adopted by the Company and the Company is not responsible for such third-party statements and projections.

All Maps used in the Presentation are not to scale. All data, information and maps are provided "as is" without warranty or any representation of accuracy, timeliness or completeness.



Company Overview

Thirumalai Chemicals Ltd.

Leadership has evolved over five decades

Thirumalai Chemicals Ltd.

1944
Commenced journey as a chemical trading company to venture into the Indian chemical industry

1973
Founded Thirumalai Chemicals Limited (TCL) in Ranipet, Tamil Nadu, to produce Phthalic Anhydride

1995
Expanded TCL's Phthalic Anhydride and food ingredients capacities

1997
Initiated a butane based Maleic Anhydride plant in Malaysia

2012
Acquired a Maleic Anhydride plant in Malaysia through our subsidiary, Optimistic Organic Sdn Bhd

2021
Unveiled a manufacturing facility in Dahej, Gujarat

2024
Launched a new Phthalic Anhydride and Fumaric Acid production facility at Dahej under subsidiary, TCL Intermediates Pvt. Ltd.

2026
Established a new facility in West Virginia, focused on the manufacture and sale of Maleic Anhydride (MAN), set up under our subsidiary company



TCL Group holding structure

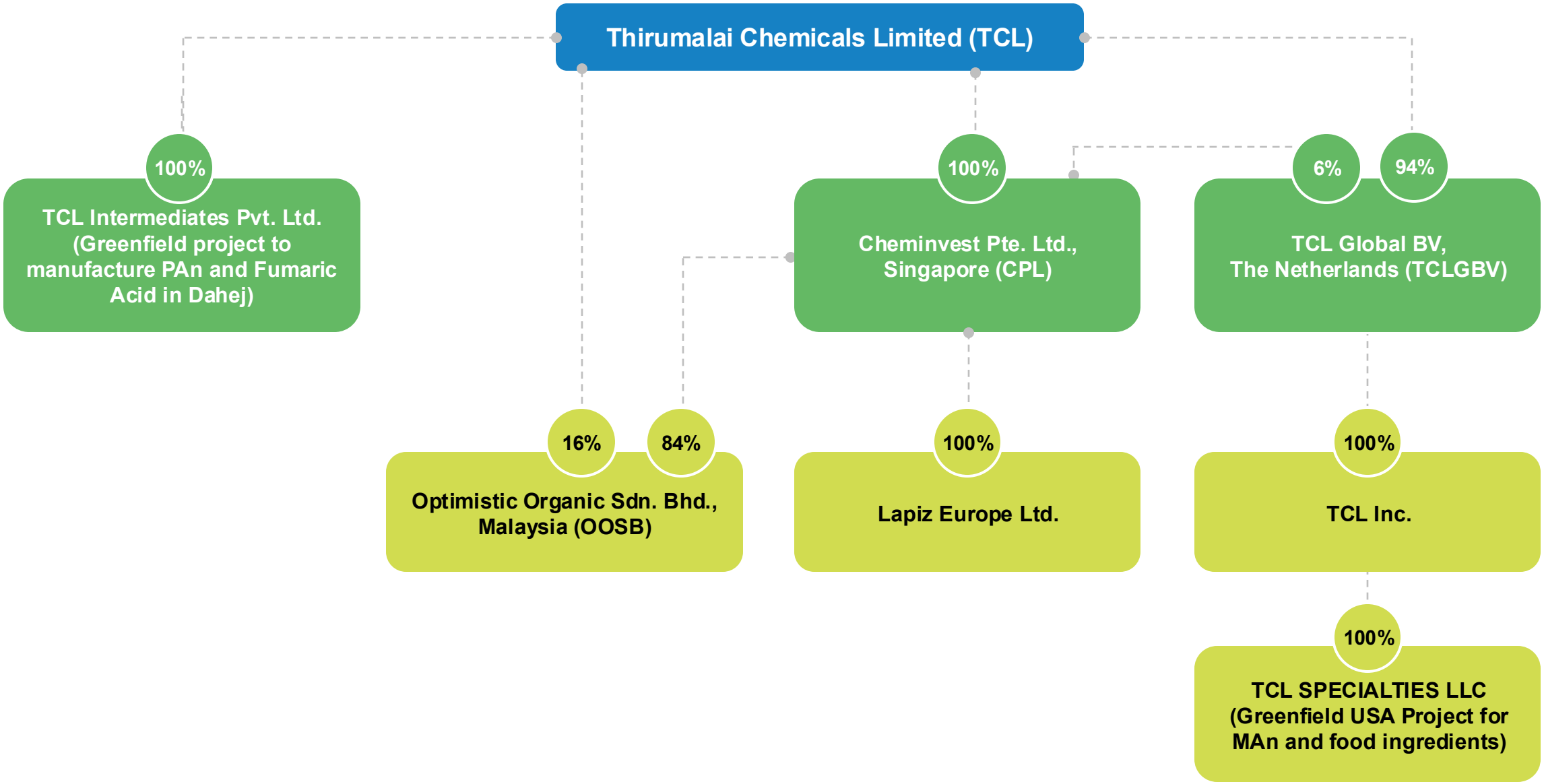

Diversified product portfolio

Thirumalai Chemicals Ltd.

	Phthalic Anhydride (PAn)	Malic Acid (MAc)	Fumaric Acid (FAc)	Diethyl Phthalate (DEP)
	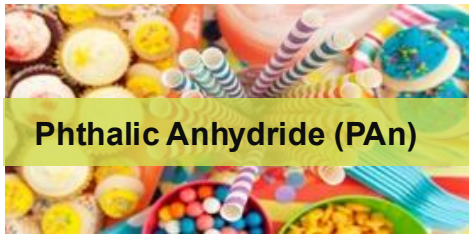			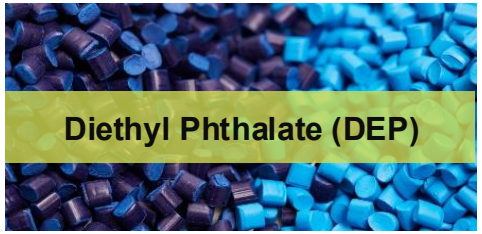
Raw material used	o-Xylene	Maleic Anhydride	Maleic Anhydride	Ethanol, Phthalic Anhydride
Manufacturing locations	Ranipet, India Dahej, India	Ranipet, India	Ranipet, India	Ranipet, India
Downstream industries	• Production of plasticizers, pigments, dyes and resins • Manufacturing of unsaturated polyester resins (UPR) • Alkyd resins for paints, Pharma & Agrochemical intermediates • Fine & speciality chemicals	• Confectionery, beverages, food seasonings, flavours premixes, etc. • Manufacturer of skin and dental care products • Technical applications like electroplating and metal cleaning	• Pharma API's, food & beverages and animal feed • Baking pre-mixes for Tortilla breads and bakery products • Cleansing agents, unsaturated polyester, alkyd resins and printing inks	• End products include fragrances, cosmetics, toys, etc. • Applications in various consumer products, including adhesives, sealants and insect repellents
Key differentiator of TCL	TCL is amongst India's leading producers with decades of reliability; strong domestic supply chain integration	Integrated plant with food and pharma-grade production; one of the select few in India with global-grade certifications	Widely accepted in global food and pharma markets; backward integration ensures competitive pricing and quality	High solvency and consistency; preferred choice for fragrance stability and cosmetic binding

Our manufacturing footprint

Thirumalai Chemicals Ltd.

TCL is among the top 3 global manufacturers of PAn

Including the USA project, TCL will be one of the largest global manufacturers of MAc & FAc

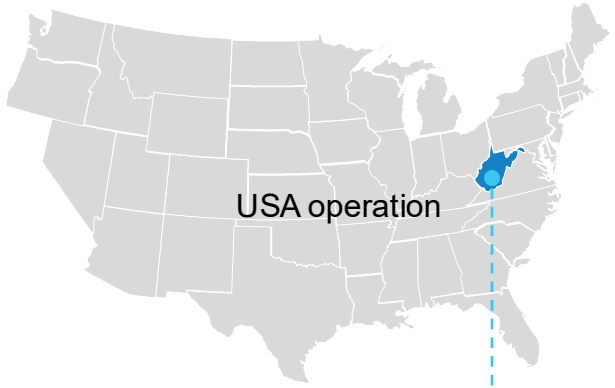

TCL Specialties LLC:
New Martinsville, West Virginia
Ongoing capex: MAn & Food Ingredients – 40.5 KTPA

India operations

Dahej, Gujarat (TCL India)
Capacity: PAn: 24 KTPA

TCL IPL
Capacity: PAn: 94 KTPA
FAc: 10 KTPA

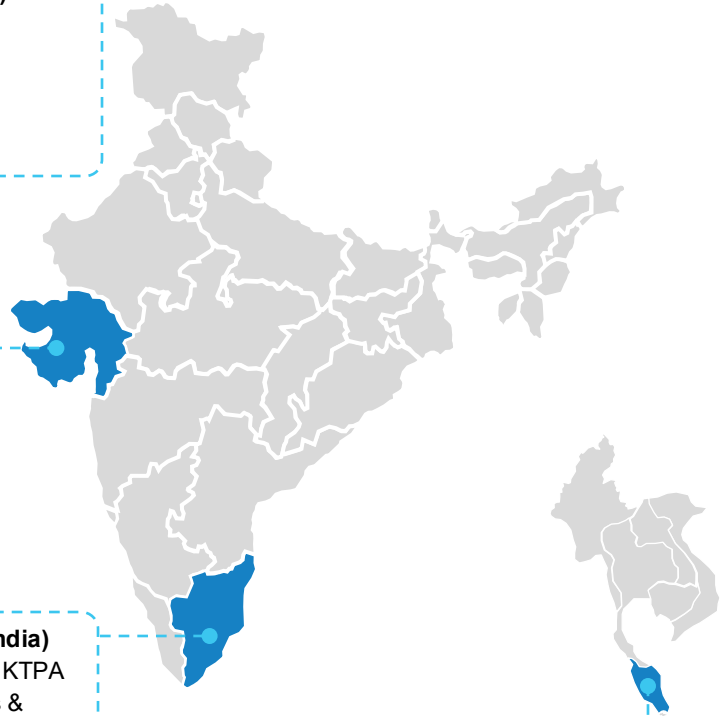

Ranipet, TN (TCL India)
Capacity: PAn: 165 KTPA
34 KTPA derivatives & downstream products

Malaysia operation
Optimistic Organic Sdn. Bhd.:
Kemaman, Malaysia
MAn– 40 KTPA
Esters – 10 KTPA

Worldwide Reach
We boast a significant presence across all major geographies

North American Operations
Through our new facility in the USA, we will cater to the expansive North American market

Strategic Locations
We leverage the strategic position of the representative office in the EU to serve the markets of the EU, UK and Turkey

Global Manufacturing
We operate a manufacturing facility in Malaysia and are in process of establishing a state-of-the-art facility in the USA

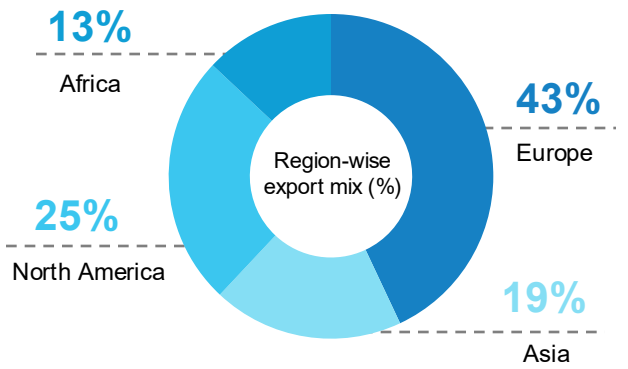

Driving innovation & empowering progress

Thirumalai Chemicals Ltd.

Innovation remains a key driver of growth, aligned with the evolving needs of diverse industries



Emphasis is placed on enhancing core processes, improving operational efficiency and developing next-generation manufacturing technologies



Continuous prioritization of R&D efforts ensures improved product quality and greater agility in responding to dynamic market demands



R&D infrastructure

Our state-of-the-art R&D laboratory at Ranipet, India, equipped with a pilot plant, designed to foster continuous process improvement and cost-efficiency. This infrastructure enables us to test, scale and implement sophisticated manufacturing technologies, leading to superior output and greater operational excellence

Team size and capabilities

We have a highly skilled and dedicated R&D team, focused on exploring new materials, refining existing processes and developing new product formulations. Backed by a robust foundation of intellectual assets, including patents and proprietary formulations, our team plays a critical role in advancing our technological leadership

Key strengths reinforces our position

Thirumalai Chemicals Ltd.

Product quality and process control

Manufacturer of essential chemicals for industries like food and pharma, ensuring high purity and compliance through expert process control

Global market reach with long-term partnership

Strong domestic and export presence across key global markets, with established relationships in the Americas, Europe, Asia and the Middle East

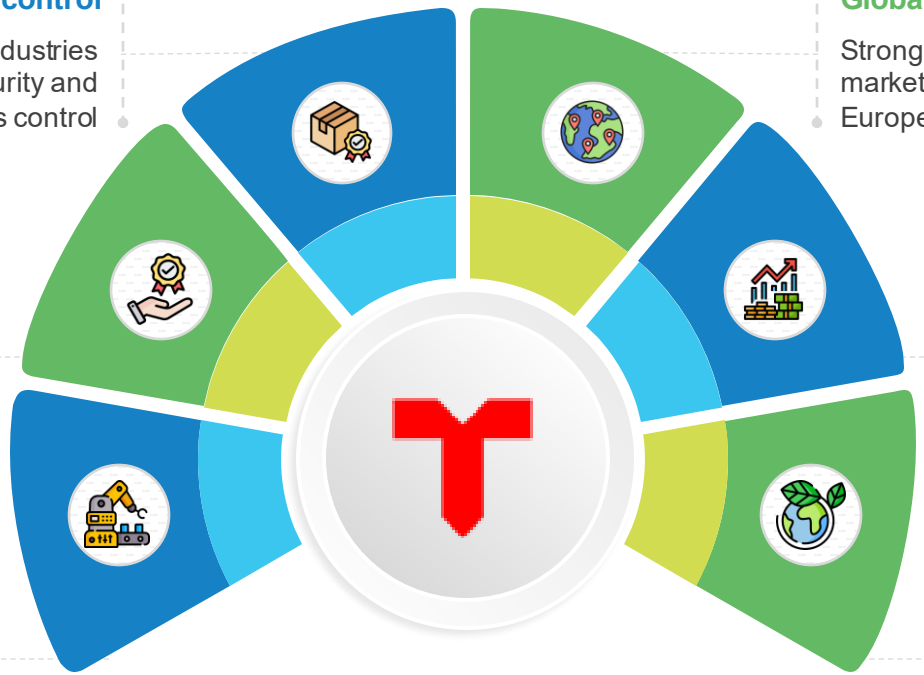

Market leadership and product excellence

Evolving leadership and diverse chemical portfolio have strengthened our global presence, with a focus on quality, innovation and sustainability across key segments.

Efficiency-driven operations and financial prudence

Driving long-term growth through disciplined operations, focusing on efficiency, safety and smart investments to keep our plants competitive and market-ready.

Integrated and efficient manufacturing

Top-tier facilities in Ranipet (Tamil Nadu) and Dahej (Gujarat), designed with a high degree of process integration

Strong sustainability focus

Environmental responsibility is central to our operations, with ZLD systems, efficient waste management and advanced energy-saving technologies.

Our quality commitments

Thirumalai Chemicals Ltd.

FSSC Certificate
2024-27

Kosher Certificate
2026-27

IMS Certificate
2024-27

Halal Certificate
2025-28

QMS Certificate
2024-27

ISO 500001 Certificate
2025-28

BIS Certificate

REACH Compliance

Awards and recognitions

Thirumalai Chemicals Ltd.

Chennai Port 2025-26:
Best Performance Award for 4th consecutive year

Confederation of Indian Industry 2025:
Industry trend setter for going global

The National Safety Council 2023:
Occupational Health, Safety and Environment Awards



Indo American Chamber of Commerce 2021:
Business Excellence award

Confederation of Indian Industry 2020:
Excellence in EHS Practices

Indian Chemical Council , 2020:
Excellence in Energy Conservation

Senior Management and Board (1/2)



Mr. R. Parthasarathy – Chairman & Managing Director

- Chemical technocrat from IIT Mumbai & University of Wisconsin, Madison USA
- 5 decades of experience in the Chemicals space
- Served as Vice-president and President of the Indian Chemical Council from 2007-2011.



Mrs. Ramya Bharathram – Managing Director & CFO

- Heads strategy and Specialty Chemicals Businesses
- 16+ years of experience
- Specialized in Finance, Trade policy and General Management



Mr. P. Mohana Chandran Nair – Non-Independent Director

- Worked at TCL for 9 years as President (manufacturing).
- A Chemical Engineer with over 36 years of experience
- Retired as the MD of TCL Intermediates Pvt. Ltd. in Oct 2025



Mr. Sanjay Sinha CEO - TCL

- 35+ years experience
- ~21 years at Reliance Industries

Senior Management and Board (2/2)

Thirumalai Chemicals Ltd.



Mr. Rajeev Pandia
Independent Director

- 35+ years experience
- IIT-B, Stanford USA



Mrs. Bhama Krishnamurthy*
Independent Director

- 35+ years experience
- Ex-IDBI Bank, Ex-SIDBI
- M.Sc., Mumbai University



Mr. M Somasundaram
Independent Director

- 35+ years experience
- Expertise in Accounting, Finance, Supply chain and Operations



Mr. Raj Kataria
Non-Independent Director

- Served as Managing Director at DSP – Merrill Lynch
- Co-founder and Whole-time Director of Arpwood Capital Private Limited, actively involved in several high-profile M&A transactions



Mrs. D. Sabitha
Independent Director

- A retired Additional Chief Secretary of Tamil Nadu
- M.Phil in Commerce with a specialization in Capital Budgeting from the University of Madras



Mr. Meghav Mehta
Independent Director

- CEO of Deepak Chem Tech; BoD member at Deepak Nitrite and Deepak Phenolics
- Mechanical Engineer from the Rochester Institute of Technology (New York, USA) with a specialization in Material Science Technology and Alternative Energy

* deceased on 24 November 2026 and, consequently, ceased to hold office as a director with effect from the same date



Pathway Forward

Thirumalai Chemicals Ltd.

Expansion in USA

Thirumalai Chemicals Ltd.

Building 40.5 KTPA MAn Capacity

Location advantage

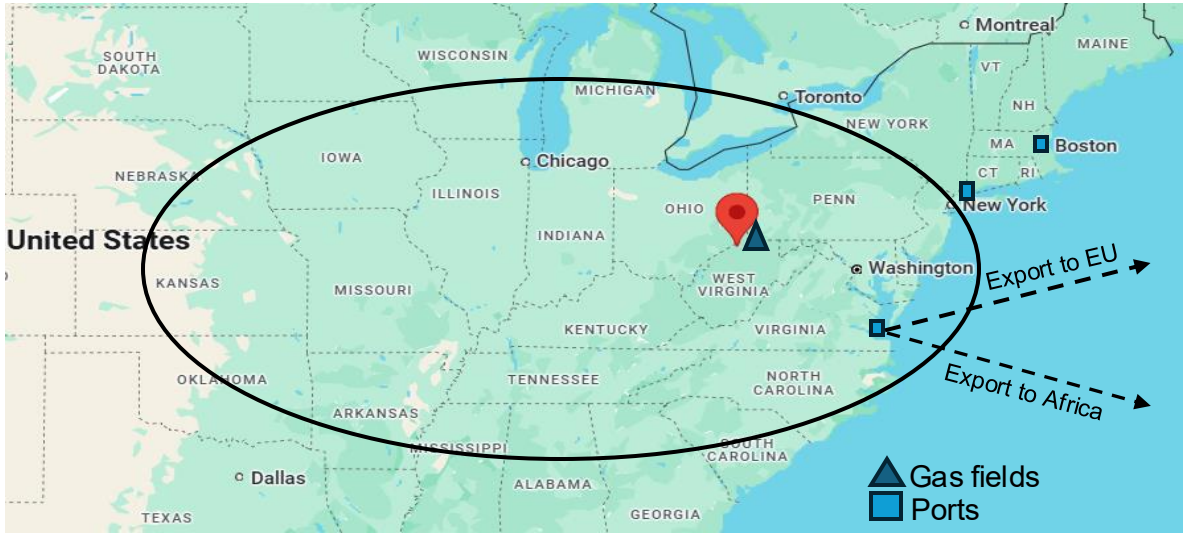

Feedstock availability within 70 miles from project site

40% of MAn USA market within 1,000 miles

Facility located within established industrial chemical complex.

Nearest international port within 500 miles

Strategic rationale

Products

- **Malic Acid**
- **Fumaric Acid**
- **Maleic Anhydride**

Abundant feedstock with assured long-term supplies competitively priced (n-butane)

Fully Integrated plant provides significant competitive advantage for manufacture of downstream products allowing utilization of self-generated energy.

Opportunity to increase portfolio of food ingredients (MAc & FAc) to soften the impact of price fluctuations

Access to American and European markets – to build a local supply source for major customers and large distributors

Significant advantages of the USA project to the group

Thirumalai Chemicals Ltd.

Market opportunity

- USA currently has only one manufacturer of Malic and Fumaric Acid, operating at a cost disadvantage.
- Imports account for over 65% of MAc consumption in the USA and Mexico and over 70% of FAc consumption in the US.
- Acquisitions of two major Maleic Anhydride producers by end users have opened opportunities in the merchant market.

Strategic Location

- Feedstock accounts for 50-70% of cost, prices in region lower by at least 25% from other markets
- 40% North American MAn customers within 1,000 miles from project site
- Existing chemical complex with readily available utilities like electricity, water, wastewater treatment, rail spur, barge port, security, etc. from Day 1

Cost arbitrage

- Despite cost escalations project cost lower than similar plants set up by global peers, due to modular construction in India
- Project expected to payback within 7 years of operations

Competitive landscape

- High capital and fixed costs render new projects unviable without value addition from downstream derivatives.

Future growth

- The plant's location within an established industrial complex enables seamless future expansion.
- MAn is key building block for various value-added products, positioning company as low-cost manufacturer of downstream products.



Constructing plant in-house has ensured maximum control over quality, flexibility & lower erection & installation work onsite



Capex plan designed to leverage cost arbitrage between India and US

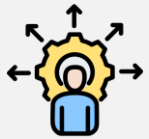

100% of plant and machinery (modular) is made in SEZ unit at Ranipet & shipped to the USA project site for final assembly



Significant project works like mechanical construction are complete and project funding is close to finalization.

Commencement of USA Facility

Thirumalai Chemicals Ltd.

01 The facility comprises **two integrated manufacturing plants**: a **40.5 KTPA Maleic Anhydride (MAN)** plant and a **30+ KTPA Food Ingredients** plant (Malic Acid & Fumaric Acid), positioning the Company in attractive specialty chemical markets

02 **Customer engagement has been intensified**, with encouraging market response, reinforcing confidence in the commercial prospects of the project upon commissioning

03 **Project execution has progressed significantly**, with **mechanical construction completed**, commissioning activities on-going, and sequential testing of various units currently underway

04 **Project funding is in advance stage of finalization.** Completion of commissioning activities and commencement of commercial operations will follow soon thereafter.

05 **Estimated project cost stays at approximately US$340 million**. Higher financing costs during the extended timeline, contractor-driven construction cost increases, productivity impacts, and debt raising expenses continue to be major contributing factors

06 **Market outlook remains positive**, supported by healthy demand across all three products and expanding applications for MAN, particularly in sustainable and biodegradable polymer solutions

USA project – current status

Thirumalai Chemicals Ltd.









Q2 FY27 Highlights

Thirumalai Chemicals Ltd.

Factors that impacted performance in Q2 FY27

Thirumalai Chemicals Ltd.

Phthalic Anhydride (PAN) prices strengthened during the quarter, supported by higher raw material costs and tight product availability, while elevated prices influenced buying patterns and customer procurement decisions.

PAN export performance remained resilient despite aggressive competition from China and Taiwan, while global shipping constraints and higher freight costs continued to influence trade flows.

Malic Acid operations focused on maintaining energy cost efficiency, supported by consistent domestic demand and a favourable product mix.

Fumaric Acid sales were strategically prioritised towards the domestic market amid elevated freight costs, with additional supplies from the D2 site (TCL IPL) supporting domestic customer requirements..

DEP strengthened its institutional business through increased contract-based customer orders, supporting volume share, while export markets continued to navigate geopolitical and logistics-related challenges.

The Government of India has extended anti-dumping duties on Phthalic Anhydride (PAN) imports for further five years, providing continued trade protection to the domestic industry and supporting a more competitive environment.

Ortho-Xylene prices remained influenced by crude oil and global aromatics market dynamics, with geopolitical tensions and supply constraints driving price volatility during the quarter.

Key Highlights – Q2 FY27

Thirumalai Chemicals Ltd.

At TCL, Ranipet

PHTHALIC ANHYDRIDE

Following re-catalyzation, the large reactor has been operating consistently.

The reactor has achieved its expected yield, reflecting stable post-catalyzation performance.

FOOD INGREDIENTS

Strong performance in Safety, Quality & Compliance, 100% first-pass quality, and successful completion of the FSSC 22000 V6 audit.

Malic Acid plant operated at 13 TPD in Q2, with consistent domestic demand at stronger margins

At TCLIPL, Dahej

Phthalic Anhydride reactor achieved 95% capacity utilization and highest Flaking of 305 TPD was achieved.

Fumaric Acid achieved highest production of 335 MT in September.

FAC obtained ISO, KOSHER, Halal and FSSAI certifications which enabled the company to cater to all application segments.

At OOSB, Malaysia

Esters business faced subdued European demand and elevated raw material and freight costs, impacting sales and contribution margins. However, new customer additions across Europe and Asia, renewed orders and ongoing product trials for DBF, DOF are expected to open up new growth opportunities.

Future Business Outlook

Thirumalai Chemicals Ltd.

01 PA prices are expected to ease gradually in Q3, which may support improved buying activity. Demand from Paints and UPR segments is expected to remain the key driver for the PAN business

02 Continued focus on Middle East and Africa markets, alongside emerging European opportunities, is expected to strengthen PAN export presence, supported by diversified sourcing and evolving trade opportunities.

03 The Malic Acid contract season, supported by customer enquiries of approximately 3,000 MT, is expected to improve order visibility, while flexible production planning and premium order execution will support margins across Food Acid.

04 Firm global Maleic Anhydride prices and strategic spot-based order execution are expected to support Fumaric Acid realisations, with a continued focus on domestic market opportunities.

05 Recovery in Folpet production, improving Saccharin demand and gradual revival in Dyes & Intermediates are expected to support growth, with overall Q3 sales anticipated at approximately 1,950 MT.

06 DEP's secured Q3 institutional contract volumes and potential new customer opportunities in domestic and export markets are expected to support volume growth and strengthen market presence



Financial Highlights

Thirumalai Chemicals Ltd.

Q2 FY27 Financial Highlights

Thirumalai Chemicals Ltd.

Standalone

Total Income (INR Cr)

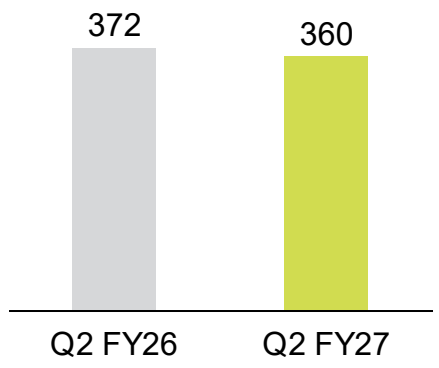

EBITDA (INR Cr)

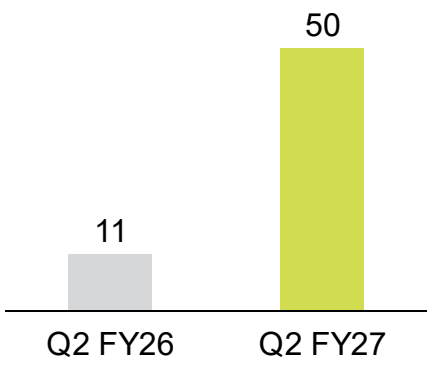

PAT (INR Cr)

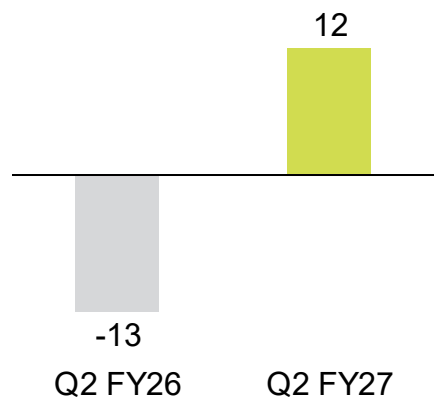

Consolidated

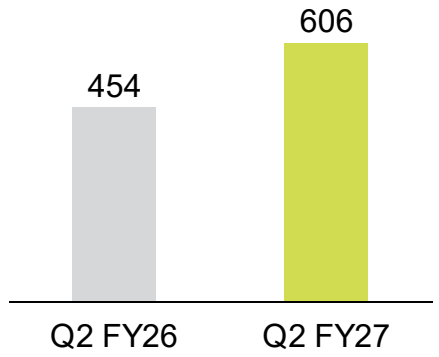

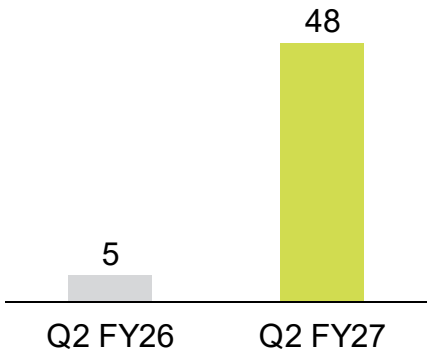

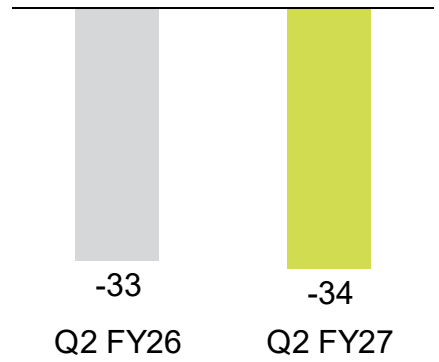

H1 FY27 Financial Highlights

Thirumalai Chemicals Ltd.

Standalone

Total Income (INR Cr)

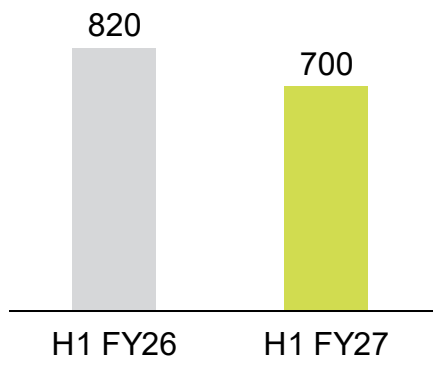

EBITDA (INR Cr)

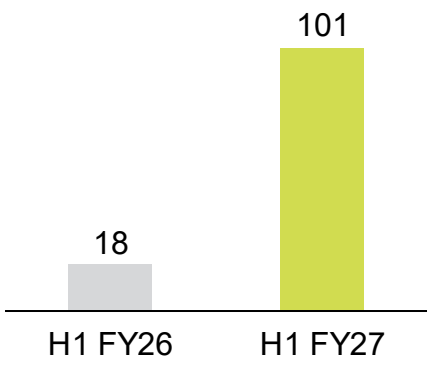

PAT (INR Cr)

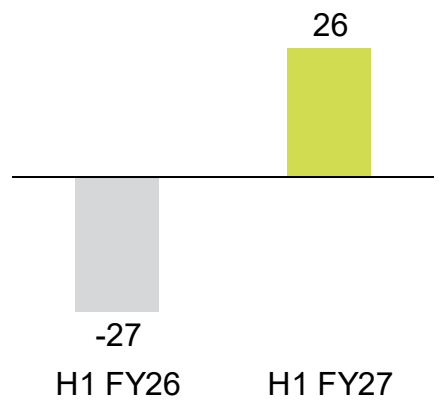

Consolidated

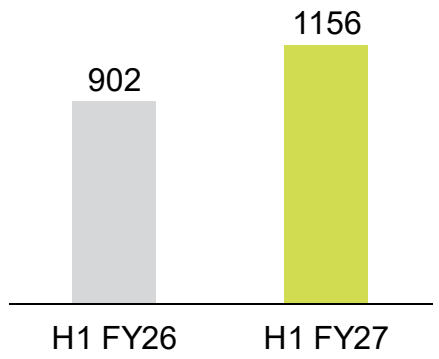

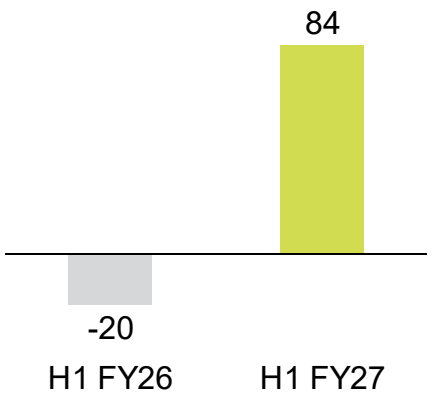

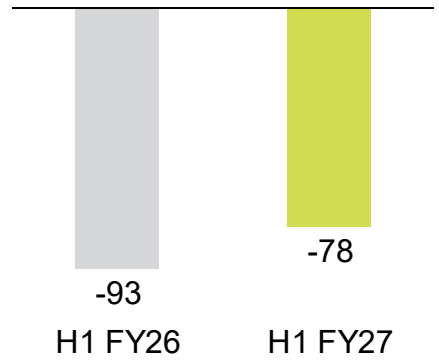

Standalone P&L Statement

Thirumalai Chemicals Ltd.

Particulars (Rs. in Cr)	Q2 FY27	Q2 FY26	Y-o-Y	Q1 FY27	Q-o-Q	H1FY27	H1FY26	Y-o-Y
Revenue from Operations	339	357	-5.0%	331	2.6%	670	803	-16.5%
Other Income	20	15		10		30	18	
Total Income	**360**	**372**	**-3.3%**	**340**	**5.6%**	**700**	**820**	**-14.7%**
Cost of Goods Sold	251	289		222		473	670	
Gross Profit	**109**	**83**	**31.3%**	**118**	**-7.9%**	**227**	**150**	**51.3%**
Gross Profit Margin (%)	**30.3%**	**22.3%**		**34.8%**		**32.5%**	**18.3%**	
Employee Benefits Expenses	13	16		13		26	28	
Other Expenses	46	56		55		101	104	
EBITDA	**50**	**11**	**339.1%**	**51**	**-1.1%**	**101**	**18**	**453.1%**
EBITDA Margin (%)	**13.9%**	**3.1%**		**14.9%**		**14.4%**	**2.2%**	
Depreciation	8	9		8		15	17	
EBIT	**42**	**3**	**1475.1%**	**43**	**-1.2%**	**85**	**1**	**9477.5%**
EBIT Margin (%)	**11.8%**	**0.7%**		**12.6%**		**12.2%**	**0.1%**	
Finance Cost	27	20		24		51	37	
Profit before Tax	**16**	**-18**	**NM**	**19**	**-16.9%**	**34**	**-36**	**NM**
Profit before Tax(%)	**4.4%**	**-4.7%**		**5.5%**		**4.9%**	**-4.4%**	
Tax	4	-4		5		9	-9	
Profit After Tax	**12**	**-13**	**NM**	**14**	**-18.0%**	**26**	**-27**	**NM**
PAT Margin (%)	**3.2%**	**-3.6%**		**4.2%**		**3.7%**	**-3.3%**	
EPS (As per Profit after Tax) Basic	1.0	-1.2		1.2		2.1	-2.6	

Consolidated P&L Statement

Thirumalai Chemicals Ltd.

Particulars (Rs. in Cr)	Q2 FY27	Q2 FY26	Y-o-Y	Q1 FY27	Q-o-Q	H1FY27	H1FY26	Y-o-Y
Revenue from Operations	596	445	33.9%	547	9.1%	1143	895	27.7%
Other Income	10	8		3		13	7	
Total Income	**606**	**454**	**33.6%**	**550**	**10.2%**	**1156**	**902**	**28.2%**
Cost of Goods Sold	445	341		406		851	708	
Gross Profit	**162**	**112**	**44.0%**	**144**	**12.3%**	**306**	**194**	**57.5%**
Gross Profit Margin (%)	**26.7%**	**24.7%**		**26.2%**		**26.4%**	**21.5%**	
Employee Benefits Expenses	19	24		19		38	47	
Other Expenses	95	84		89		183	167	
EBITDA	**48**	**5**	**920.7%**	**36**	**34.9%**	**84**	**-20**	**NM**
EBITDA Margin (%)	**8.0%**	**1.0%**		**6.5%**		**7.3%**	**-2.2%**	
Depreciation	22	23		23		45	44	
EBIT	**26**	**-18**	**NM**	**13**	**105.8%**	**39**	**-64**	**NM**
EBIT Margin (%)	**4.4%**	**-4.0%**		**2.3%**		**3.4%**	**-7.1%**	
Finance Cost	57	26		52		109	44	
Profit before Tax	**-30**	**-44**	**NM**	**-39**	**NM**	**-69**	**-108**	**NM**
Profit before Tax(%)	**-5.0%**	**-9.6%**		**-7.1%**		**-6.0%**	**-12.0%**	
Tax	4	-10		5		9	-15	
Profit After Tax	**-34**	**-33**	**NM**	**-44**	**NM**	**-78**	**-93**	**NM**
PAT Margin (%)	**-5.7%**	**-7.4%**		**-7.9%**		**-6.7%**	**-10.3%**	
EPS (As per Profit after Tax) Basic	-2.9	-3.1		-3.6		-6.5	-8.8	

Consolidated Balance Sheet (Assets)

Thirumalai Chemicals Ltd.

Particulars (Rs. in Cr)	H1FY27	FY26
ASSETS		
Non-Current Assets		
Property, plant and equipment	1116	1141
Capital work-in-progress	2853	2518
Intangible assets	0	0
Right of use assets	108	109
Financial assets		
(i) Investments	74	154
(ii) Other financial assets	5	7
Income tax assets	10	5
Other non-current assets	5	5
Total non-current assets	**4172**	**3940**
Current Assets		
Inventories	207	185
Financial Assets		
i) Investments	25	
ii) Trade receivables	244	197
iii) Cash and cash equivalents	90	64
iv) Bank balances other than cash and cash equivalents	199	198
v) Loans		
vi) Other financial assets	45	13
Income tax assets	3	14
Other current assets	110	126
Total Current Asset	**923**	**797**
Total Assets	**5095**	**4737**

Consolidated Balance Sheet (Liabilities)

Thirumalai Chemicals Ltd.

Particulars (Rs. in Cr)	H1FY27	FY26
EQUITY AND LIABILITIES		
Equity		
Equity Share Capital	12	12
Other Equity	1511	1552
Total Equity	**1523**	**1,564**
Liabilities		
Non-current liabilities		
Financial liabilities		
i) Borrowings	1556	680
ii) Lease liabilities	80	80
iii) Other Financial Liabilities	149	147
Provisions	11	11
Deferred tax liabilities [net]	33	27
Other non current liabilities	46	45
Total non-current liabilities	**1876**	**990**
Current liabilities		
Financial liabilities		
i) Borrowings	586	1413
ii) Lease liabilities	3	2
iii) Trade payables	420	287
iv) Other financial liabilities	658	444
Other current liabilities	21	28
Provisions	9	8
Current Tax Liabilities		1
Total current liabilities	**1696**	**2183**
Total equity and liabilities	**5095**	**4737**

Consolidated Cash Flow Statement

Thirumalai Chemicals Ltd.

Particulars (Rs. in Cr)	H1FY27	H1FY26
Profit Before Tax	-69	-108
Adjustments for: Non-Cash Items/ Other Investment or Financial Items	138	74
Operating profit before working capital changes	69	-34
Changes in working capital	43	-232
Cash generated from/ (used in) Operations	112	-267
Direct taxes paid (net of refund)	5	-2
Net Cash generated from/ (used in) operating activities (A)	**117**	**-268**
Net Cash generated from/ (used in) Investing Activities (B)	**-19**	**-350**
Net Cash generated from/ (used in) financing activities (C)	**-76**	**618**
Net increase/(decrease) in Cash and Cash equivalents	**22**	**0**
Add: Cash and cash equivalents as opening balance	64	183
Effect of exchange rate fluctuations on foreign currency cash and cash equivalents	3	13
Cash and cash equivalents as closing balance	**90**	**196**



ESG

Thirumalai Chemicals Ltd.

Our ESG Aspirations

Thirumalai Chemicals Ltd.

Driving Sustainable Progress for a Better Tomorrow



Environment

Carbon Footprint
25% Reduction in GHG Emissions by 2030 *

Water Stewardship
10% Reduction in Water Consumption by 2030 *

Waste Management
10% Reduction in Industrial Waste by 2030 *

*** From the Baseline year 2022-23**

Social

Health & Safety
Zero Accidents at the Workplace and Implement Practices for Responsible Care initiatives

Community Support
Invest in Projects related to Energy, Education and Access to Healthcare

Product Safety & Quality
Continue to Commit to Product Safety and Quality as per Global Standards and Certifications (REACH)

Employee Development
100% Digitally enabled Workforce by 2030

Governance

Business Ethics
Zero Tolerance for Human Rights Violations

Corporate Governance
Promote Trust Transparency in Financial & Non-Financial disclosures

Regulations & Compliance
Zero Regulatory Violations and
Reporting of all Compliance Issues

ESG Risk Rating improved from 28.4 (FY25) to 25.4 (FY26) and ranked 127th out of 549 global chemicals companies

Governance



9
Board of Directors

34%
Female Representation

56%
Independent Directors

- Data Privacy Breaches in the Past Three years
- Cases of Corruption and Anti-Competitive Practices
- Conflict of interest
- POSH related Complaints
- Product recalls

People



~800
Total Workforce

9.9%
Overall, Gender Diversity

11,714
Person-hours of training Delivered

1.96 crores
Invested in CSR in FY 2025-26

25,000+
People reached through **various CSR programs**

97.59%
of value chain partners Covered through occupational health & safety awareness programs

0
LTIFR in FY 2025-26 (Employees & Workers)

0
Fatalities in FY 2025-26

0
POSH-related incidents

Planet

Thirumalai Chemicals Ltd.



16,839.4 KL
Rainwater harvested and reused

100%
Of process water treated and reused through ZLD

81.44% Of total energy sourced from renewable sources

29.17% Reduction in water consumption compared to previous year

105115GJ Of clean energy generated on-site from waste heat

23.2 %
Scope 1 Emissions reduced (YoY)

16.12 %
Scope 2 Emissions reduced from baseline year

22,120 t CO_2e
Avoided across Scope and scope 2 emission compared to previous year

75.75 %
Of hazardous waste diverted from landfill through co-processing

18,616 trees
Planted cumulatively over 3 years with >85% survival rate

372 tons
Of plastic packaging waste recycled under EPR compliance



Thank You

COMPANY :

Thirumalai Chemicals Ltd.

Thirumalai Chemicals Ltd.
CIN : L24100MH1972PLC016149

INVESTOR RELATIONS ADVISORS :

CYGNUS PARTNERS

Ms. Pooja Swami
E : pooja.swami@cygnuspartners.in