SUPREME Engineering Limited
Formerly Known as Supreme Heatreaters Pvt. Ltd.

CIN NO. L99999MH1987PLC043205

Date: November 27, 2026

To
The Manager,
Listing Department
National Stock Exchange of India Ltd.
Exchange Plaza, C-1, Block G, Bandra Kurla Complex,
Bandra (E), Mumbai – 400 051

Symbol: SUPREMEENG

Through: NEAPS

Sub: Investor presentation for the half year ended September 30, 2026.

Dear Sir/Madam,

In compliance with Regulation 30 read with Para A of Part A of Schedule III and other applicable provisions of the Securities and Exchange Board of India (Listing Obligations and Disclosure Requirements) Regulations, 2015, we enclose herewith a copy of the Investor Presentation of the Company, highlighting its business overview, operational and financial performance, strategic initiatives and long-term vision for the half year ended September 30, 2026.

The copy of the same will be uploaded on the Company's website at https://supremesteels.com/

You are requested to take the same on record.

Thanking you,

Yours faithfully,

For Supreme Engineering Limited

SANJAY RATTAN CHOWDHRI
Digitally signed by SANJAY RATTAN CHOWDHRI
Date: 2026.11.27 14:52:25 +05'30'

Sanjay Chowdhri
Managing Director
DIN: 00095990

Place: Mumbai

Encl: *As above*

SUPREME
Engineering Limited

Supreme Engineering Ltd

Specialty steels and superalloys for defence, aerospace, nuclear, space and power

INVESTOR PRESENTATION · H1 FY27



COMPANY OVERVIEW

Established in 1987, Supreme Engineering Ltd has evolved into a specialised manufacturer of high-performance steels and superalloys, serving defence, aerospace and other critical applications where material specifications and qualification requirements are stringent. The Company is now positioned to move from financial restructuring to operational scale-up and higher-value business opportunities.

39+ YEARS
Specialty Steel Manufacturing

100%
Value-Added Business Model

253+ GRADES
Specialty Steels & Superalloys

840+
Approved OEMs / Customer Relationships

PRECISION COMPONENTS
MTAR Technologies, Azad Engineering, NIBE Limited

GOVERNMENT / SOVEREIGN
DRDO, HAL, BDL, Ordnance Factories, NPCIL, BARC, BHEL, BRAHMOS

Prime Contractors
BrahMos Aerospace, Godrej Aerospace, L&T Defense, Adani Defence, Bharat Forge, Skyroot Aerospace

Critical End-Use Sectors

- DEFENCE
- AEROSPACE
- NUCLEAR
- MEDICAL
- POWER
- OIL & GAS
- AUTOMOTIVE
- ENGINEERING

QUARTERLY PERFORMANCE

All amounts are in ₹ lakh

Revenue From Operations

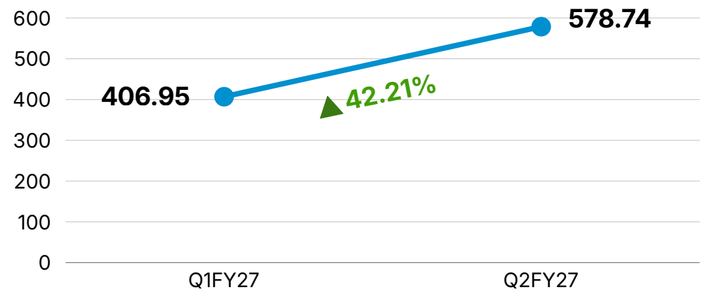

EBITDA (incl. other income)

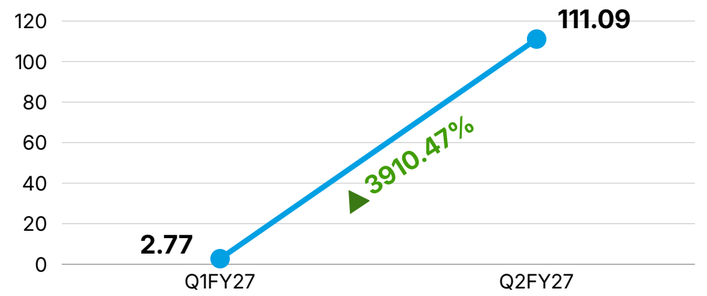

PBT before Exceptional Items

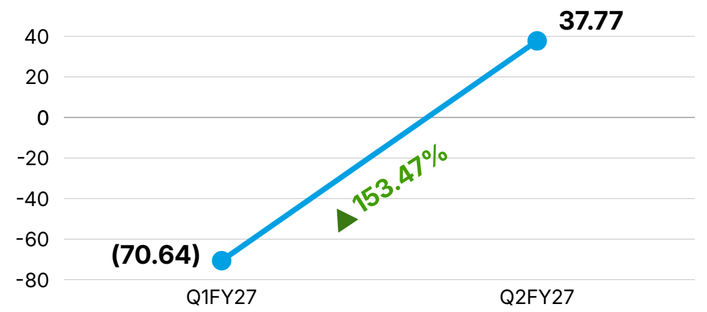

EBITDA Margin

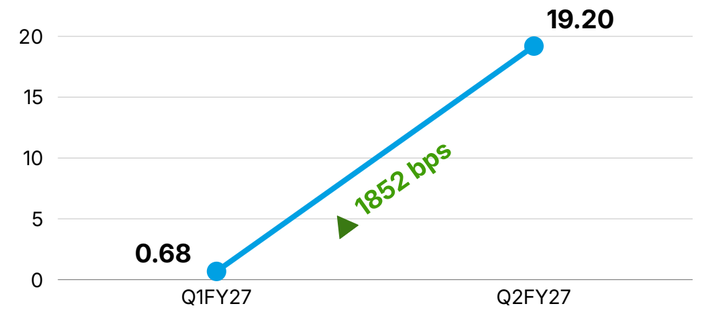

A 39-YEAR JOURNEY OF ENGINEERING EXCELLENCE & TRANSFORMATION

1987–2000

Started operations at Rabale in 1987 with a 1,500 MT p.a. unit; expanded annealing capacity to 3,000 MT p.a. and added wire drawing in 1990, followed by wire peeling, bright-bar manufacturing and cold rolling through the 1990s, building the foundation of the Company's steel-processing capabilities.

2001–2020

From 2001 onwards, the Company continued developing its steel-processing capabilities, culminating in the establishment of the Khopoli Special Steels Division in 2008 for specialty steels and superalloys. It subsequently built customer qualifications across technically demanding sectors and transitioned into a public limited company in 2018.



2021–2026

The account turned NPA, leading to recovery and insolvency proceedings; Bank of India approved a ₹60.32 Cr One-Time Settlement; shareholders approved a preferential issue of up to ₹110.75 Cr at ₹2.60 each; the settlement was paid in full and the No Due Certificate received.

FY27 onwards

The focus is on raising Khopoli utilisation from the current 10-15%; converting existing customer approvals into repeat orders across defence, aerospace, nuclear and energy; and deploying fresh capital into working capital.

MANAGEMENT PROFILE



Mr. Sanjay Chowdhri

Promoter and Managing Director

Qualified engineer in Electronics & Communication from Karnataka University. Associated with the Company since inception, with nearly three decades of experience. Instrumental in overall business strategy and business development.



Mr. Abhinav Chowdhri

Executive Director

Graduate of Pennsylvania State University. Involved in technical development, business development and production. The Company received various government-owned customer approvals under his guidance.



Mr. Pranav Chowdhri

Chief Executive Officer

B.Tech (Mechanical Engineering) from SVKM's NMIMS. Actively involved in marketing, sales, business development and day-to-day operations at Unit II.



Mr. Sadashiv Bangera

Chief Financial Officer

Heads the finance and accounting functions for both units.



Mr. Prakash Deshmukh

Independent Director

B.Tech (Hons.) in Metallurgical Engineering from IIT and a Ph.D., with over three decades of experience across various organisations. Former officiating Chairman and Managing Director (MiG Complex) of Hindustan Aeronautics Limited (HAL).

MANUFACTURING FOOTPRINT

UNIT I | KHOPOLI, MAHARASHTRA

Special Steels Division

2008
Established

3,000 TPA
Installed Production Capacity

10-15%
Current Capacity Utilisation

₹500-₹35,000/kg
Product Realisation Range

₹40-50 Cr
Estimated Value of 6-Acre Khopoli Land (management estimate)

₹500 Cr
Potential Revenue at Optimal Plant Utilisation (management estimate)

5 PRODUCT CATEGORIES
Superalloys | Specialty Steels | PH & Maraging Steels | High-Speed Steels | Tool Steels



UNIT II | RABALE, NAVI MUMBAI

Wire Division

1987
Established

4,000 TPA
Installed Production Capacity

3 PRODUCT CATEGORIES
Wires | Bright Bars | Profiles

4 MATERIAL CATEGORIES
Carbon Steel | Alloy Steel | Stainless Steel | Tool Steel

AUTOMOTIVE + ENGINEERING
Primary Application Segments



REGULATORY & QUALIFICATION MOAT

EQUIPMENT CAN BE COPIED; 3 TO 7 YEARS OF APPROVALS CANNOT



- Entry into aerospace, defence and other critical sectors involves lengthy qualification cycles, rigorous audits and stringent product-specific approvals. These create high barriers to entry that need substantial time, technical expertise and sustained investment.
- The Company's existing certifications and customer approvals give it access to these markets and are difficult for new entrants to replicate.
- With limited listed private-sector competition, the Company is well placed to turn these entry barriers into a durable competitive advantage.

In Place Today

AS9100D: Aerospace Quality Management

Globally recognised aerospace quality certification enabling supplier qualification for Aviation, Space and Defence applications.

ISO 9001:2015: Quality Management System

Supports consistent manufacturing processes, quality control and continual improvement.

Planned

CEMILAC

Grade-specific qualification to access India's Aerospace and Defence programmes.

NADCAP

Planned for furnace operations and NDT testing.

Global OEMs

Planned qualification with global OEMs involved in aerospace and energy sectors to expand access to critical industrial and energy applications.

Facility upgrades

Long-term approval targets, subject to planned facility upgrades, to pursue opportunities in global aerospace supply chains.

MANUFACTURING PROCESS

FROM ALLOY MELTING TO PRECISION-ENGINEERED PRODUCTS

Raw Material Selection & Alloy Formulation 01

Steel scrap and alloying elements such as nickel, molybdenum and cobalt are selected and blended to meet the required material grade and chemical composition.



Vacuum Induction Melting (VIM) 02

Specialised melting and refining processes are used to achieve the specified alloy composition and material quality.



Electroslag Remelting (ESR) 03

Secondary refining improves metallurgical cleanliness and material homogeneity for demanding applications.



Radial Forging & Rolling 04

The refined steel is shaped into the required dimensions through radial forging and rolling operations.



Heat Treatment 05

Controlled heat-treatment cycles help achieve the required mechanical properties, hardness and material performance.



Bright Bar Finishing 06

Finishing operations improve dimensional accuracy and surface quality to meet customer specifications.



Inspection & Dispatch 07

Quality checks and traceability are verified before dispatch:

- Chemical: Spectrometry & PMI
- Mechanical: Tensile, hardness & impact tests
- Integrity: Ultrasonic & magnetic-particle tests
- Metallurgy: Macro & microstructure checks
- Traceability: Heat-number tracking & records



PRODUCT PORTFOLIO



Nickel superalloys

Example grades

Alloy 718, 625, C-276, X-750, A286

What it does

Keep strength at very high temperature and resist corrosion

Used in

Missile propulsion, Aero-engine hot sections, Gas turbines, Nuclear



PH and Maraging steels

Example grades

17-4PH, 15-5PH, Maraging 250/350

What it does

Very high strength after ageing; Good toughness

Used in

Missile casings, Gun barrels, Space launch structures



Ultra-high-strength steels

Example grades

AMS 6414 (4340), 300M, 35NCD16, 30NCD16, 30KhGSA

What it does

Carry heavy loads with low weight

Used in

Battle-tank parts, Landing gear, Armour sub-systems



HSS and Tool steels

Example grades

M2, M35, M42, D2, H11, H13

What it does

Cut, Form and Press other metals

Used in

Ordnance tooling, Precision machining, Dies and Moulds



Wire, Bright bars, Profiles (Unit II)

Example grades

Carbon, Alloy, Stainless, Tool-steel grades

What it does

Close-tolerance finished steel in Coil and Bar form

Used in

Automotive, Machinery, Hand tools, Medical

INDUSTRY OVERVIEW



Defence Spending & Modernisation

India's defence budget rose from ₹6.22 lakh crore in FY25 to ₹7.85 lakh crore in FY27, with ₹2.19 lakh crore allocated to capital expenditure, supporting continued military modernisation and domestic procurement.



Record Domestic Defence Production

Defence production increased from around ₹1.27 lakh crore in FY24 to ₹1.78 lakh crore in FY26, with the private sector contributing 24%, strengthening opportunities across the domestic defence supply chain.



Accelerating Indigenisation

5,521 Defence items are covered under Positive Indigenization Lists, while Srijan has listed 41,000+ vendors and 2.7 lakh products, supporting greater domestic sourcing of critical materials and components.



Long-Term Production & Export Opportunity

India targets ₹3 lakh crore of defence production and ₹50,000 crore of exports by 2029. Defence exports reached ₹38,424 crore in FY26, creating a sustained growth runway for domestic defence suppliers.

Effect on Supreme Engineering Ltd

The growth of India's defence manufacturing ecosystem can benefit the Company through greater domestic sourcing, deeper OEM integration and rising demand for high-value specialty materials.

CATEGORY-WISE AND SECTOR-WISE SPLIT



SUPERALLOYS AND DEFENCE LED THE Q2 MIX

1. Category-wise split (% of Value)

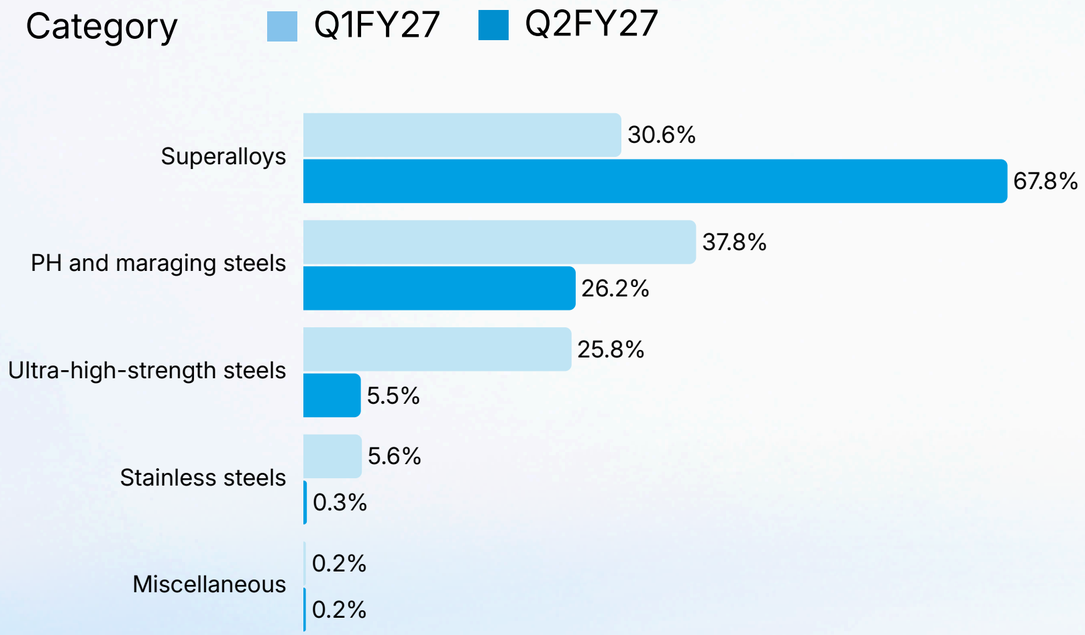

2. Sector-wise split (% of Value)

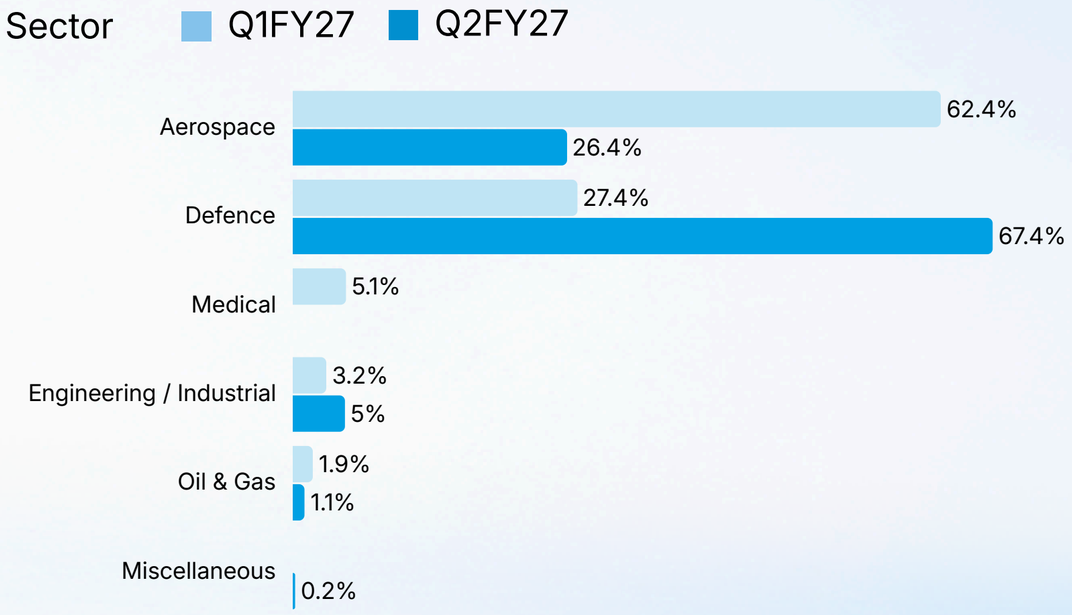



FINANCIAL HIGHLIGHTS

All amounts are in ₹ lakh

Revenue From Operations

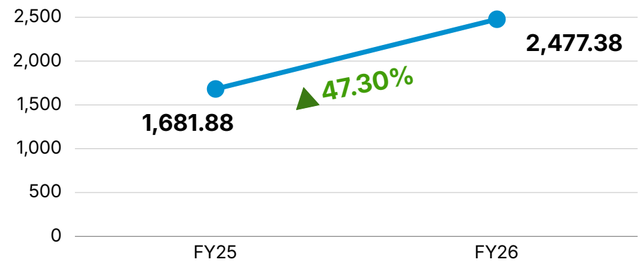

EBITDA (incl. other income)

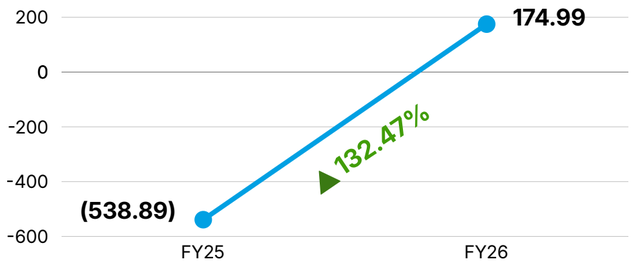

EBITDA Margin

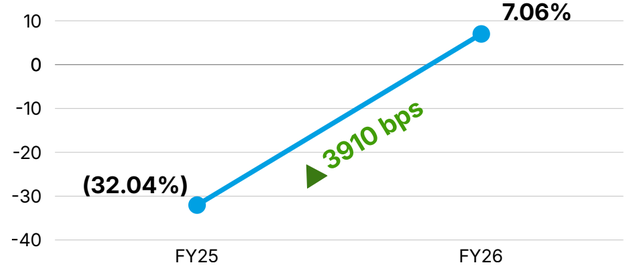

PAT

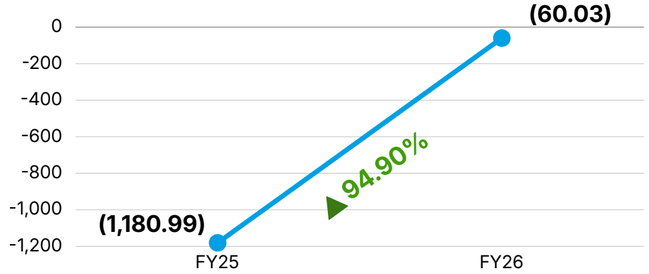

PAT Margin

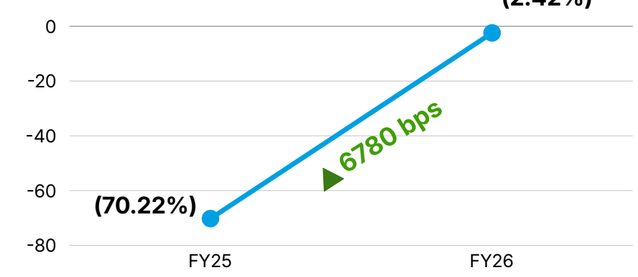

PROFIT AND LOSS

All amounts are in ₹ lakh

Particulars	Q2FY27	Q1FY27	QoQ%	Q2FY26	YoY%	H1FY27	H1FY26	YoY%
Revenue From Operations	578.74	406.95	42.21%	513.63	12.68%	985.69	1,353.54	(27.18%)
Other Income	2.90	7.15	(59.44%)	22.32	(87.01%)	10.05	46.56	(78.41%)
Total Income	581.64	414.10	40.46%	535.95	8.53%	995.74	1,400.10	(28.88%)
Total Expenses	470.55	411.33	14.40%	555.44	(15.28%)	881.87	1,338.47	(34.11%)
EBITDA	111.09	2.77	3910.47%	(19.49)	669.98%	113.87	61.63	84.76%
EBITDA Margin	19.20%	0.68%	1,852 bps	(3.79%)	2,299 bps	11.55%	4.55%	700 bps
Depreciation	39.19	42.70	(8.22%)	40.40	(3.00%)	81.89	81.35	0.66%
Finance Cost	34.13	30.71	11.14%	26.31	29.72%	64.84	59.75	8.52%
PBT before Exceptional Items	37.77	(70.64)	153.47%	(86.20)	143.82%	(32.86)	(79.47)	58.65%
Exceptional Item	-	245.70	-	-	-	245.70	-	-
PBT	37.77	175.06	(78.42%)	(86.20)	143.82%	212.84	(79.47)	367.82%
Tax	8.87	26.08	(65.99%)	(21.29)	141.66%	34.95	(21.89)	259.66%
PAT	28.90	148.98	(80.60%)	(64.91)	144.52%	177.89	(57.58)	408.94%
PAT Margin	4.99%	36.61%	(3,162 bps)	(12.64%)	1,763 bps	18.05%	(4.25%)	2,230 bps

- EBITDA includes other income. Margins are calculated on revenue from operations.
- Exceptional item in Q1 FY27

BALANCE SHEET

All amounts are in ₹ lakh

Particulars	H1FY27	FY26	FY25
Share capital	2,499.50	2,499.50	2,499.50
Reserves & Surplus	(11,258.62)	(11,442.95)	(11,389.45)
Borrowings	9,538.50	9,038.50	8,966.89
Trade Payables	441.54	177.35	126.12
Other Liabilities	3,997.05	2,738.43	2,763.59
Total Equity & Liabilities	**5,217.98**	**3,010.85**	**2,966.65**
Fixed Assets	1,400.28	1,473.07	1,622.30
Trade Receivables	2,148.46	33.30	54.68
Other Assets	1,669.25	1,504.46	1,289.67
Total Assets	**5,217.98**	**3,010.85**	**2,966.65**

Position as at 30 September 2026, before the settlement on 11 November 2026.

DEBT RESTRUCTURING

FROM NPA RESOLUTION TO BUSINESS REVIVAL

NPA to settlement:

Following NPA classification in August 2021 and subsequent recovery proceedings, Bank of India approved a ₹60.32 Cr One-Time Settlement in August 2026.

Settlement completed:

Dues fully paid on 11 November 2026 and No Due Certificate received. As this was after 30 September 2026, the financial impact will reflect from the Q3 FY27 results.

CAPITAL INFUSION | UP TO ₹110.75 CRORE

Equity Shares:

₹73.05 crore through up to **28.10** crore shares at **₹2.60** each.

Convertible Warrants:

₹37.70 crore through up to **14.50** crore warrants at **₹2.60** each.

Marquee Investor Participation:

Allotted 3.20 crore equity shares, aggregating ₹8.32 crore, to Mr. Ashish Kacholia.

Objects of the raise:

₹34 Cr
Settlement of Bank Dues under OTS

₹6 Cr
Repayment of Unsecured Loans

₹33.05 Cr
Working Capital Requirements & General Corporate Purposes

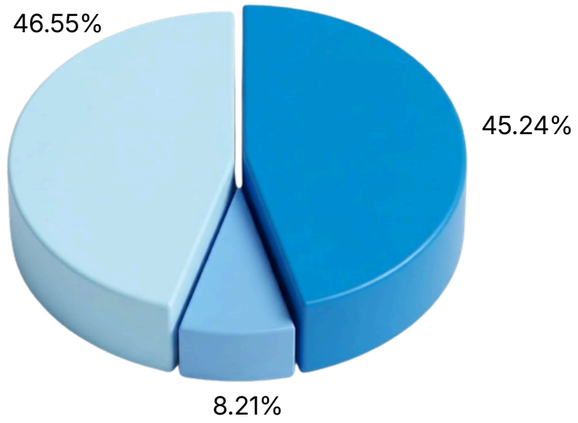

LONG-TERM VISION

₹24.77 Cr

FY26 Revenue From Operations

₹500 Cr

Potential Revenue at Optimal Plant Utilisation



GROWTH DRIVERS

Bank debt settled in Q3 FY27

The balance sheet reset will be visible from the December 2026 quarter, freeing management to focus on execution.

Established Manufacturing Facility

Existing manufacturing infrastructure provides an operational base to support higher production volumes and future business expansion.

Established Certifications

Required industry certifications are already in place, enabling the Company to cater to specialised requirements across defence, aerospace, nuclear and other critical sectors.

Proven Historical Business Scale

Achieved revenue from operations of ₹173.57 Cr in FY19 and ₹166.90 Cr in FY20, showing its historical operating scale against management's estimated ₹500 Cr full-capacity revenue potential.

DISCLAIMER

This presentation (the "Presentation") has been prepared by Supreme Engineering Ltd (the "Company") solely for information purposes. It does not constitute an offer, recommendation or invitation to purchase or subscribe for any securities, and shall not form the basis of, or be relied on in connection with, any contract or binding commitment. No offering of securities of the Company will be made except by means of a statutory offering document.

The Presentation is based on information the Company considers reliable, but the Company makes no representation or warranty, express or implied, as to its accuracy, completeness or fairness. It may not contain all the information that you may consider material, and any liability in respect of its contents or omissions is expressly excluded.

Certain statements in this Presentation about the Company's market opportunity and business prospects are forward-looking statements. They are not guarantees of future performance and are subject to known and unknown risks, uncertainties and assumptions, including the performance of the Indian and global economies and of the industry, competition, the Company's ability to implement its strategy, technological changes, and changes in revenue, income or cash flows. Actual results could differ materially from those expressed or implied. The Company assumes no obligation to update any forward-looking information, and does not adopt or take responsibility for any third-party statements or projections included in this Presentation.



THANK YOU

Supreme Engineering Ltd

supremesteels.com

investors@supremesteels.com

Abhishek Bhutra | Himanshu Jain

+91 80006 85556 | +91 99987 81853

ir@finportalin.com

Investor Kit