Mitsu Chem Plast Ltd.
329, Gala Complex, Din Dayal Upadhyay Road,
Mulund (W), Mumbai - 400 080, Maharashtra, INDIA.
T : + 91 22 25920055
E : mcpl@mitsuchem.com **W** : www.mitsuchem.com
CIN : L25111MH1988PLC048925

Date: November 25, 2026

To, Listing/Compliance Department **BSE Limited** Phiroze Jeejeebhoy Towers, Dalal Street Mumbai- 400001 **Scrip Code: 540078**	**To** The Manager, Listing Department **National Stock Exchange of India Ltd**. Plot no. C/1 G Block, Bandra-Kurla Complex, Bandra (East), Mumbai- 400 051 **Symbol: MITSU**

Subject: Intimation of Schedule of Analyst/Institutional Investor Meetings under the SEBI (Listing Obligations and Disclosure Requirements), Regulations 2015

Dear Sir/Madam,

With reference to our earlier submission dated October 31, 2026 regarding the Investor Presentation of the Company for the Q2 & H1 FY 2026-27, we wish to inform you that certain modifications have been made to the presentation, primarily relating to the replacement and updation of certain images/logos.

Accordingly, please find enclosed herewith the revised Investor Presentation, which supersedes the earlier version submitted to the Stock Exchanges.

We confirm that the revisions are limited to visual and presentation-related changes and do not involve any change in the financial information or material disclosures contained in the earlier presentation.

The aforesaid information shall be disclosed on the website of the company viz. https://www.mitsuchem.com/

Mitsu Chem Plast Ltd.
329, Gala Complex, Din Dayal Upadhyay Road,
Mulund (W), Mumbai - 400 080, Maharashtra, INDIA.
T : + 91 22 25920055
E : mcpl@mitsuchem.com **W** : www.mitsuchem.com
CIN : L25111MH1988PLC048925

You are requested to kindly take the revised Investor Presentation on record.

Thanking you.

Yours truly,

FOR MITSU CHEM PLAST LIMITED

MANISH MAVJI DEDHIA

Digitally signed by MANISH MAVJI DEDHIA
DN: c=IN, o=MITSU CHEM PLAST LIMITED, ou=FINANCE, 2.5.4.20=0bee1d784ebd7ec3d8ecdec0965439e8bdfad0b9177711653 2fe6693439bba61, postalCode=400080, st=Maharashtra, serialNumber=082d04fcb2efd58b4366e897b97ff85b3df2c5bdf46d2985d37c97b9af8c398f, cn=MANISH MAVJI DEDHIA
Date: 2026.11.25 19:06:42 +05'30'

Manish Mavji Dedhia
Managing Director and CFO
DIN: 01552841

Mitsu

You visualise...we mold

MITSU CHEM PLAST LIMITED

INVESTOR PRESENTATION | Q2 & H1FY27

TRANSLATING INNOVATION INTO SCALABLE VALUE



Disclaimer

This presentation and the accompanying slides (the "Presentation"), has been prepared by **Mitsu Chem Plast Ltd** (the "Company"), solely for information purposes and do not constitute any offer, recommendation or invitation to purchase or subscribe for any securities, and shall not form the basis or be relied on in connection with any contract or binding commitment whatsoever. No offering of securities of the Company will be made except by means of a statutory offering document containing detailed information about the Company.

This Presentation has been prepared by the Company based on information and data which the Company considers reliable, but the Company makes no representation or warranty, express or implied, whatsoever, and no reliance shall be placed on, the truth, accuracy, completeness, fairness and reasonableness of the contents of this Presentation. This Presentation may not be all inclusive and may not contain all of the information that you may consider material. Any liability in respect of the contents of, or any omission from, this Presentation is expressly excluded.

Certain matters discussed in this Presentation may contain statements regarding the Company's market opportunity and business prospects that are individually and collectively forward-looking in nature. Such statements are based on assumptions and expectations that are subject to known and unknown risks, uncertainties and other factors that are difficult to predict. Accordingly, the Company's actual results, levels of activity, performance or achievements may differ materially from those expressed or implied in this Presentation. The Company assumes no obligation to update or revise any forward-looking information contained in this Presentation, except as may be required by applicable law. Any projections or estimates presented herein are based on assumptions and expectations as of the date of this Presentation and may change as circumstances evolve. The Company and/or its affiliated companies and/or their respective employees and/or agents shall not be liable for any loss, expense, damage, cost, claim, proceeding or other liability arising from any use of or reliance upon the information contained in this Presentation. While the Company has taken reasonable care in preparing this Presentation, it does not warrant the accuracy, completeness or reliability of the information provided and disclaims any liability arising from any errors, omissions or inaccuracies, to the extent permitted by applicable law.

Table of Contents

1 MITSU AT A GLANCE

2 EMERGING VERTICALS

3 INDUSTRY OVERVIEW

4 Q2 & H1FY27 FINANCIAL

5 ANNUAL FINANCIALS

6 CSR, ESG AND AWARDS













MITSU CHEM PLAST LTD
AT A GLANCE

Mitsu Chem Plast: A Diversified Polymer-Based Molding Solutions Provider

Established in 1990, is engaged in the manufacturing of blow-molded, injection-molded and custom-molded plastic products. It serves a diversified customer base across industrial packaging, pharmaceuticals, chemicals, agrochemicals, food, healthcare, automotive and infrastructure applications

35+
Years Of Manufacturing Experience

4
Manufacturing Facilities Located Across Maharashtra

58
Blow Molding Machines

22
Injection Molding Machines

700+
Customers

36,600+
MT/Annum Installed Capacity

18
Countries Export Presence

30+
Fortune 500 Companies In India Among The Company's Customer Base

Financial Snapshot H1FY27

- Revenue: **Rs 19,095 Lakhs, Δ 7% YoY**
- EBITDA: **Rs 2,738 Lakhs, Δ 151% YoY**
- EBITDA Margin: **14%**
- PAT: **Rs 1,484 Lakhs, Δ 365% YoY**
- PAT Margin: **8%**

Product Portfolio of 500+ SKUs


Industrial Packaging


Hospital Furniture


Infrastructural Furniture


Automotive Components

From the MD's Desk:



Mr. Manish Dedhia
Managing Director & Chief Financial Officer

India's plastic packaging industry continues to **witness healthy demand**, supported by consumption growth across FMCG, healthcare, automotive and infrastructure sectors. The packaging industry is projected to reach approximately **US$92 billion by FY30**, growing at an estimated **9% CAGR**, driven by rising demand from FMCG, pharmaceuticals and e-commerce.

We remain focused on strengthening our Blow Molding and Injection Molding businesses, **expanding our customer base and capturing opportunities in value-added products and emerging applications**. Going forward, our priorities remain capacity utilisation, operational efficiency, product innovation and customer diversification to drive sustainable and profitable growth.

Mission
To challenge ourselves continuously to innovate and create value for people associated with us beyond their expectations and become one of the finest global company.

Vision
To create elevating experiences for the people associated with us and significantly impact the world we work in.

Evolution & Growth: The Journey Of Mitsu Chem Plast Limited

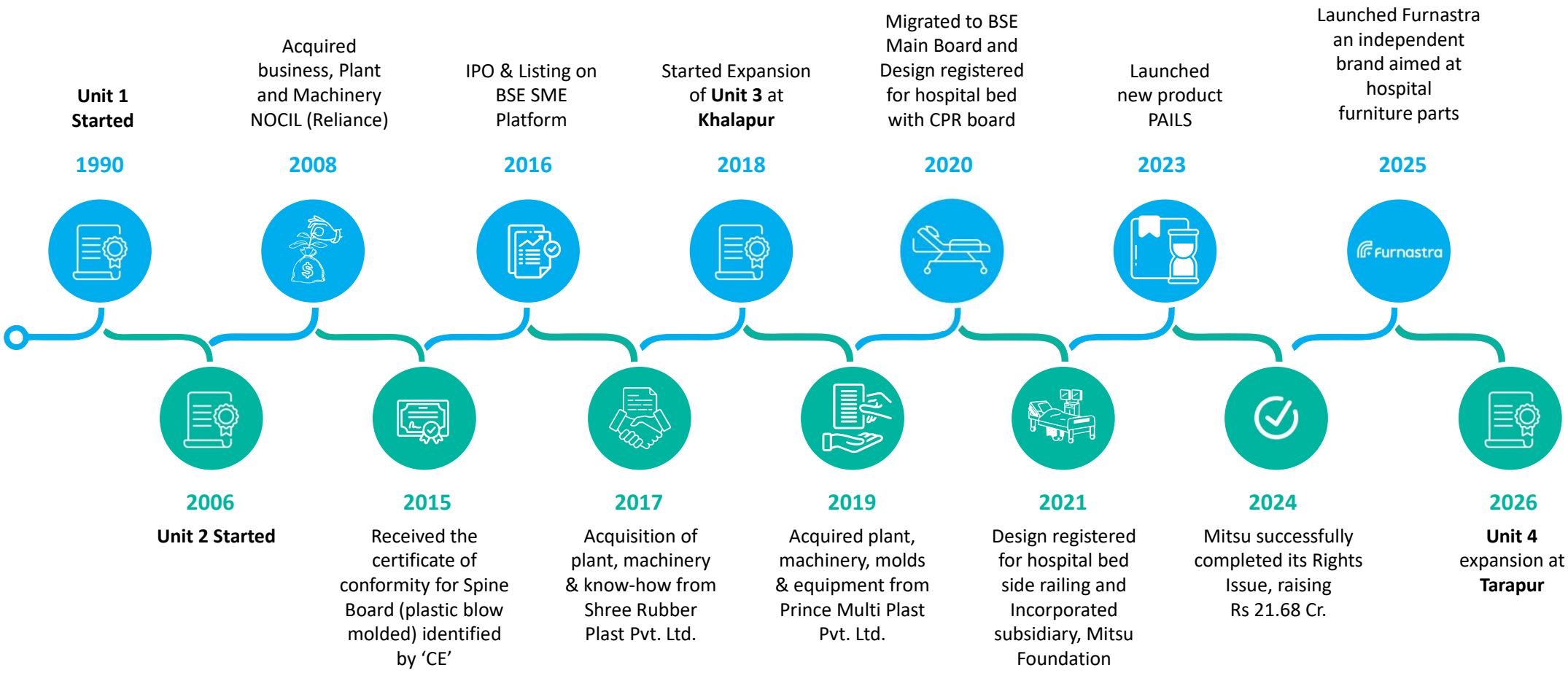

Board Of Directors & Management Team



Mr. Jagdish Dedhia

Non-Executive Chairman (w.e.f July 07, 2026)

With over 35 years of experience in the plastic industry, he has been instrumental in identifying, negotiating, and implementing new business opportunities for our company.



Mr. Sanjay Dedhia

Executive Vice Chairman & Managing Director (w.e.f July 07, 2026)

With over 20 years of experience in the plastic industry, he plays a pivotal role in overseeing sales and business development at our company. His extensive knowledge and strategic approach have been crucial in driving our growth and expanding our market presence.



Mr. Manish Dedhia

Managing Director & Chief Financial Officer

With over two decades of experience in the plastic industry, he directs the company's finance and business development. In addition to his role at our company, he served as President of AIPMA for the year 2023–24.



Mr. Pankaj Gharat

Executive, Non-Independent Director (w.e.f July 07, 2026)

He is B.Tech (Mechanical Engineering) and MBA (Operations) and a Science graduate (Chemistry). He has over 30 years of experience and his expertise include Facility Management, Labour Manpower Management, Quality Management System and Projects Execution. He has been associated with the Company since April 2011.



Ms. Neha Huddar

Non-Executive Independent Director

She possesses an extensive background, with over 40 years of experience in finance, compliance, and accounts. Throughout her career, she has honed her expertise, ensuring robust financial management, regulatory adherence, and precise accounting practices..



Mr. Hasmukh Dedhia

Non-Executive Independent Director

He is B.com, FCA, DISA - practicing Chartered Accountant with experience of more than four decades in statutory, internal & management audits of large listed entities & of Corporate Advisory services.



Mr. Ajit Venugopalan

Non-Executive Independent Director (w.e.f May 28, 2026)

He is an esteemed member of the Institute of Chartered Accountants of India and a Commerce graduate from the University of Mumbai. He has over 30 years of experience and has expertise in the field of Banking and Finance.



Ms. Drishti Thakker

Non-Executive Independent Director (w.e.f August 14, 2026)

ICSI member with an LL.B. and Bachelor's degree in Commerce from the University of Mumbai, with 10+ years of experience in corporate secretarial, governance and regulatory compliance across listed and unlisted companies. Expertise spans SEBI/FEMA regulations, IPO/FPO management, CSR, ESG, legal documentation and Board advisory.

Strategic Manufacturing Base & Nationwide Distribution Network



Tarapur (Maharashtra)
Total Area - 20,000 Sq.Ft.



Tarapur (Maharashtra)
Total Area - 36,000 Sq.Ft



North India
Served through a network of distributors

South India
Dedicated depot at Hyderabad



Khalapur (Maharashtra)
Total Area - 96,000 Sq.Ft



Tarapur (Maharashtra)
Total Area - 60,000 Sq.Ft.

Strategically located facilities in Maharashtra, with distribution infrastructure extending its reach across India.

Facilities to Capabilities: Advanced Tech & Rigorous Quality Standards

Testing Capabilities

- Melt Flow Index
- Closure Leakage Testing
- Visual Test
- Dimension Test
- Drop Testing
- Fitment Test

Certifications

- **PESO Certified**
- **CE Marketing**
- **TFS Marking**
- **UN Certified**

Integrated Management System

Quality

- **ISO 9001:2015** (QMS)
- **ISO 13485:2016** (MDQMS)

Safety

- **ISO 22000:2018** (FSMS)
- **ISO 45001:2018** (OHSMS)

Environment

- **ISO 14001:2015** (EMS)

From Manufacturing Expertise to Multiple End Markets

Mitsu's Manufacturing Capabilities Span

Industrial Packaging: Offering the widest range of Industrial Containers, ranging from 100 ml to 250 ltrs



Hospital Furniture Parts: Bed components and Healthcare-related molded products



Infrastructural Furniture: Customised plastic components for furniture and infrastructure applications



Injection Molding Offerings:
Significant capabilities ranging from 60 - 450 tonnes



Automotive:
Custom-molded components and Fuel tank assemblies



Diversified manufacturing platform enables Mitsu to serve customers across multiple industries and product applications

Proven Track Record with Industry Giants

Wide Spectrum Of Client Industries



Lube Oil



Food



Specialty Chemicals



Pesticides



Veterinary Chemicals



Chemicals



Edible Oil



Pharmaceuticals



Agrochemicals



Cosmetics



Flavor & Fragrance



FMCG

Mitsu Chem Plast Limited's Diverse Client Base & Strong Customer Relationship

interio by Godrej

BASF We create chemistry

PARLE

ADITYA BIRLA GRASIM

midmark

NPL

AARTI INDUSTRIES LIMITED

JUBILANT INGREVIA

MERCK

3M

Mylan

arjo

avantor™

Cipla

Galaxy Global Supplier to Global Brands

Scalable Growth Through Operational Excellence & Portfolio Expansion

Target to achieve Rs 1,000 Cr in Annual Revenue on the back of organic and inorganic growth opportunities

The Growth Strategy Is Built Around Four Pillars

1. Operational Excellence
- Refine manufacturing processes
- Reduce waste
- Improve speed and quality

2. Data-Driven Marketing
- Targeted campaigns
- Stronger customer engagement
- Enhanced brand loyalty

3. Scientific Innovation
- Strengthen R&D and market analysis
- Introduce state-of-the-art products
- Focus on products with clear economic benefits

4. Empowered Teams
- Invest in talent
- Strengthen cross-functional collaboration
- Build accountability across the organisation

Scaling Core Capabilities While Entering Adjacent Verticals

1. Healthcare Furniture
- Scale Furnastra as a dedicated healthcare brand
- Expand advanced, design-focused hospital furniture solutions

2. Packaging
- Increase production of pails, containers and jerrycans
- Focus on specialised caps and closures

3. Export
- Explore growth opportunities across diverse international markets
- Build a scalable export footprint by deepening presence in select countries

4. Product Innovation
- Develop new applications through R&D
- Leverage existing molding capabilities to enter adjacent product categories

EMERGING VERTICALS

1. HEALTHCARE FURNITURE – FURNASTRA
2. INTERMEDIATE BULK CONTAINER (IBC)





Healthcare Furniture – Furnastra | Dedicated Healthcare Product Identity (1/2)

Furnastra

Hospital Bed Parts

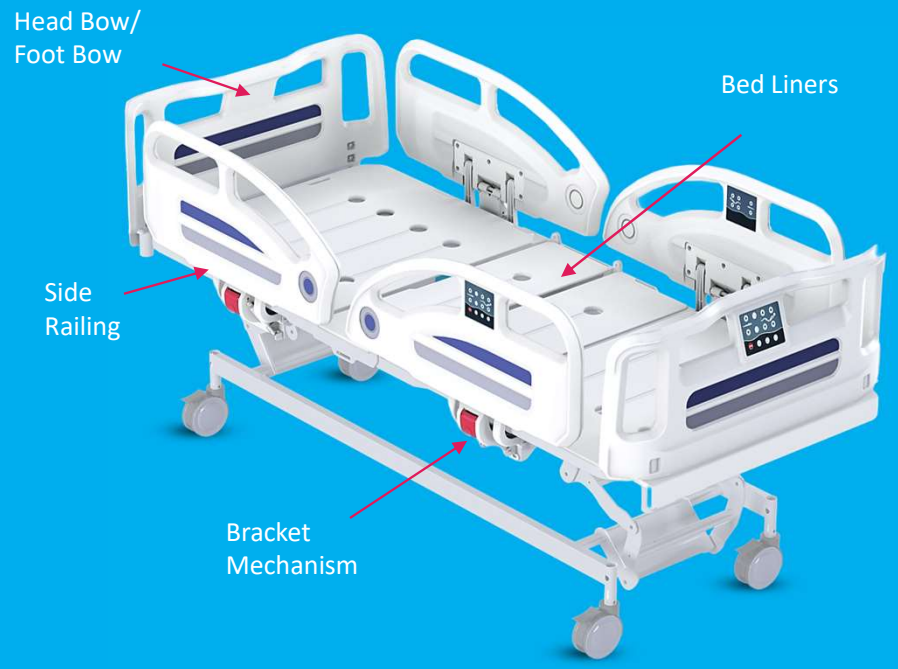

Innovation in Healthcare
The Company has developed a patented solution incorporating an inbuilt CPR profile on the backside of the bow for CPR emergencies.

Unveiling of Furnastra an independent brand within Mitsu's portfolio. Aimed at giving hospital furniture parts a distinct identity and market presence.

Durability & Performance

Engineered for high-demand healthcare environments.

Smart & Ergonomic Design

Combines modern aesthetics with enhanced patient comfort

Customer-Centric Solutions

Customizable products designed to adapt to evolving healthcare needs.

Furnastra Taps into the growing demand for innovative, long-lasting hospital furniture parts. Positions Mitsu to capture additional market share in the healthcare sector.

Innovation

Upholding Mitsu Chem's Core Values

Quality

Customer Satisfaction

Healthcare Furniture – Furnastra | Dedicated Healthcare Product Identity (2/2)

Over Bed Table Top



Bed Side Locker Parts



Hospital Bed Furniture Parts



Rescue & Safety Equipment



Mattress Platform

Bed Board Plank



Bed Board Liners



Patented Solution For CPR Emergencies

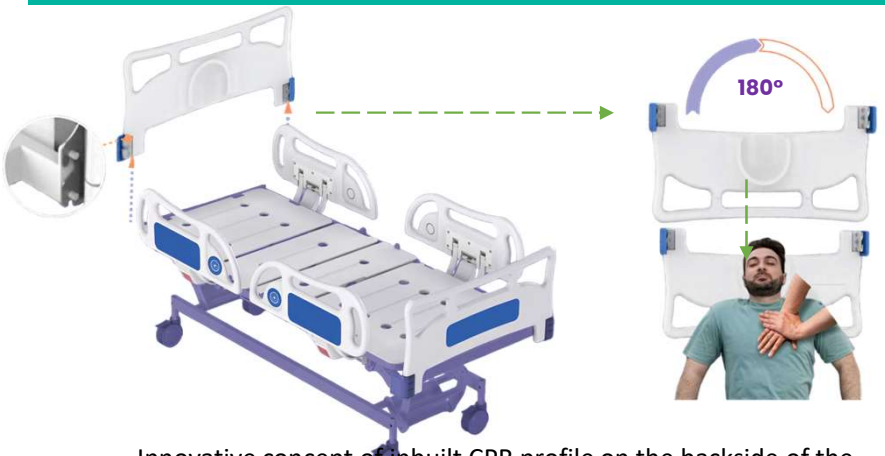

Innovative concept of inbuilt CPR profile on the backside of the bow for CPR emergencies

New Launch – Jivan 2 [4 Fold Spine Board]

Features

- **Versatile Applications**

Rescue Operations, Natural Calamities, hospital & Ambulance

- **4-Fold Design**

Compact & Space-saving

- **High Strength & Lightweight**

Durable PE construction (159kg max. payload)

- **Compatible**

Works with head immobilizers

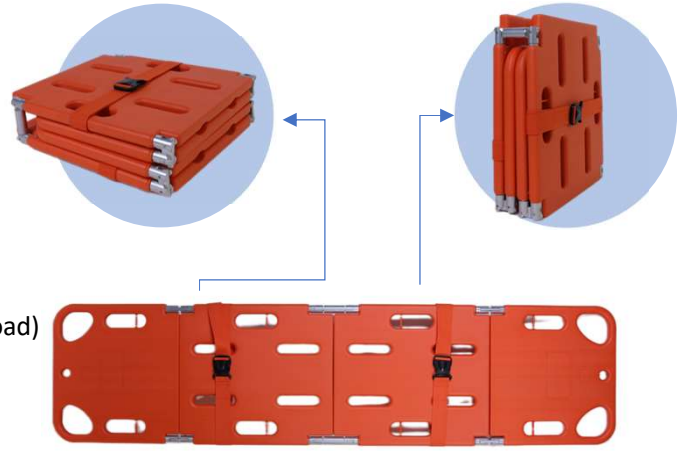

Global Export Performance & Presence in Hospital Furniture Parts

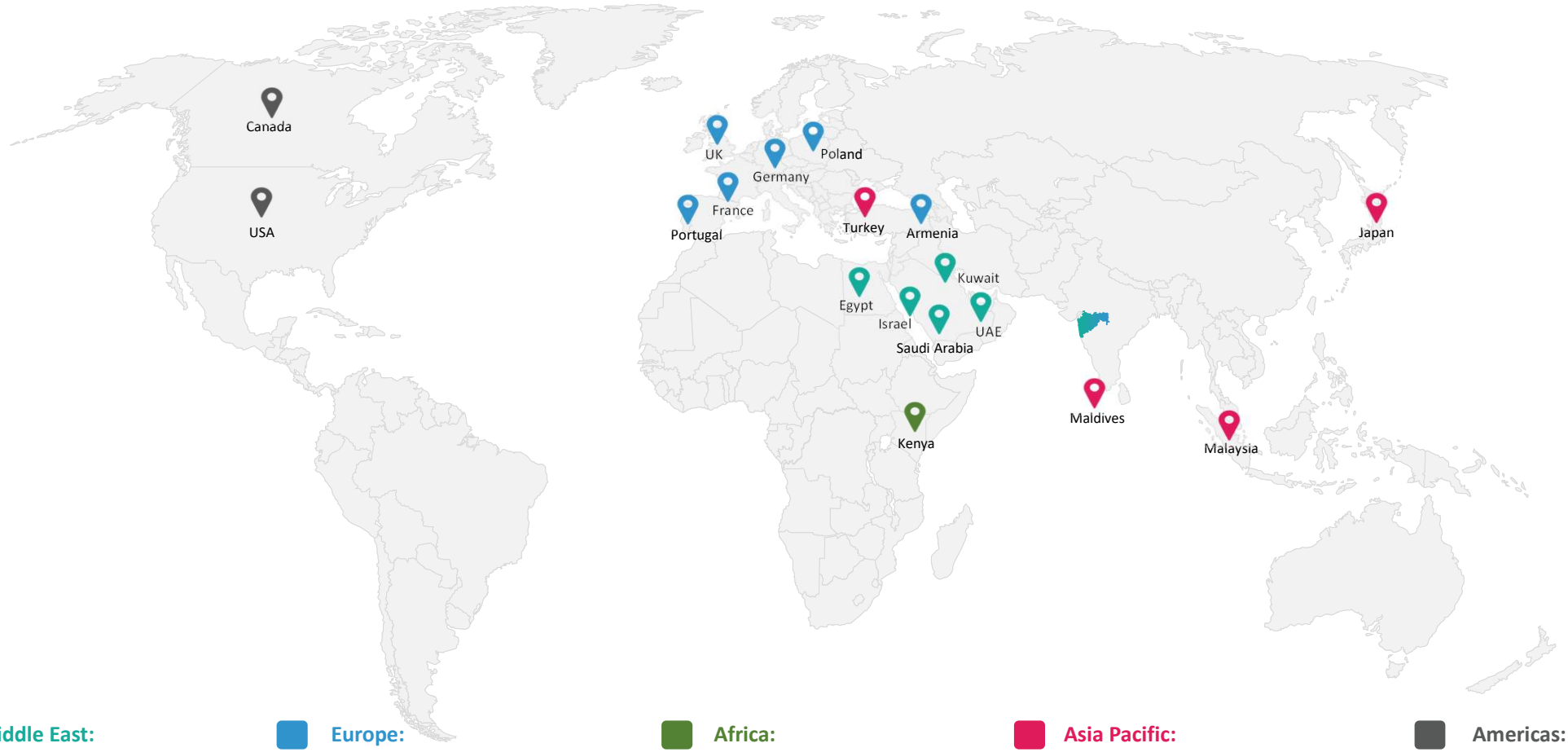

Middle East:
Saudi Arabia, UAE, Kuwait, Israel, Egypt

Europe:
UK, Germany, France, Portugal, Poland, Armenia

Africa:
Kenya

Asia Pacific:
Malaysia, Japan, Maldives, Turkey

Americas:
USA, Canada

Global Hospital Industry Outlook & Opportunities For Hospital Furniture Supply



Saudi Arabia - A Transformation Under Vision 2030

- **Massive Investment:** Over $65 billion earmarked to revamp healthcare infrastructure.
- **Strategic Initiatives:** Launching 21 health clusters; targeted privatization of 290 hospitals and 2,300 primary health centers.
- **Modernization Drive:** Expansion of e-health services and a shift from 40% to 65% private sector participation, creating a strong demand for modern hospital facilities and furniture.

UAE - Emerging Regional Hub for Healthcare Innovation

- **Healthcare Ambition:** Focus on transforming the UAE into a regional medical tourism and innovation hub.
- **World-Class Facilities:** Expansion of healthcare infrastructure supported by institutions like Cleveland Clinic and Mayo Clinic.
- **Modernization Needs:** Rapid development to serve an 11+ million population underlines the importance of high-quality, contemporary hospital furniture.

Europe - Steady Growth Amid Demographic Shifts

- **Demographic Dynamics:** Aging population combined with low fertility and migration increases demand for healthcare.
- **Revenue Stability:** Hospital revenues forecast to grow at a 2.2% CAGR, ensuring continuous investment in facility upgrades.
- **Market Opportunity:** The need for innovative, patient-centric environments boosts demand for state-of-the-art hospital furniture.

USA - Dynamic Market with Evolving Care Models

- **Innovation & Consolidation:** A vast and evolving industry marked by hospital mergers, partnerships, and a shift towards outpatient care.
- **Patient-Centric Trends:** Increasing demand for quality care with state-of-the-art technology and personalized services drives facility upgrades.
- **Competitive Environment:** Pressure to reduce costs while enhancing care quality prompts hospitals to invest in modern, efficient infrastructure including advanced furniture solutions.

Mitsu's Next Leg Of Growth

Entry Into The Intermediate Bulk Container (IBC)

IBCs cater to chemicals, pharmaceuticals, food & beverages and agrochemicals

Leverages Mitsu's existing blow molding and industrial packaging capabilities



Fully automated IBC facility at Khalapur to be operational by Q3FY27

High margin product, improving overall profitability

Opens a new avenue for higher-value packaging

INDUSTRY OVERVIEW

Insights Into The Plastic Molding Industry

The Demand For Molded Plastics Is Projected To Increase Significantly Due To The Extensive Expansion And Development In The Construction, Automotive, And Packaging Sectors.

The Indian plastic processing industry comprises approximately 30,000 units that use injection molding, blow molding, extrusion, and calendaring to create a wide range of products.

The plastics industry is currently home to about 50,000 industries, most of which are micro, small, and medium-sized enterprises (MSMEs).

These enterprises contribute Rs. 3.5 lakh crore (US$ 42.89 billion) to India's economy and employ more than 50,000 people.

The country recycles plastic at a rate of 60%, which is higher than that of developed nations.

The "Make in India," "Skill India," "Swachh Bharat," and "Digital India" initiatives of the government are increasing plastic production, and by 2027, it is expected that the plastics industry will generate Rs. 10 lakh billion (US$ 122.54 billion) annual revenue, with two lakh tonnes of exports.

"According to India Plastics Pact's (IPP) Roadmap to 2030, the target is to eliminate all unnecessary plastic waste and items, and make 100% of plastic packaging reusable, recyclable or compostable by the year 2030.

The starting point is to establish a list of plastic packaging products that are unneeded or troublesome and take action to solve them through redesign and innovation. New technology and higher-quality plastic will also help India progress towards this goal."

Insights Into Plastic Molding Industry – CAGR till 2030

Blow Molded Plastics

- The Indian blow molded plastics market is expected to experience a significant growth rate.
- It is projected to grow at a CAGR of 6.19%, reaching Rs 49,96,01,840.82 Lakhs.
- In terms of volume, it is anticipated to grow at a CAGR of 4.12%, reaching 5,929.682 Kilo Tons in 2030.

Injection Molded Plastics

- The India injection molded plastics market is expected to witness robust growth.
- By value, it is projected to grow at a CAGR of 6.98%, reaching Rs 3,28,44,099.59 Lakhs in 2030.
- In terms of volume, it is anticipated to grow at a CAGR of 3.40%, reaching 14,148.509 Kilo Tons in 2030.

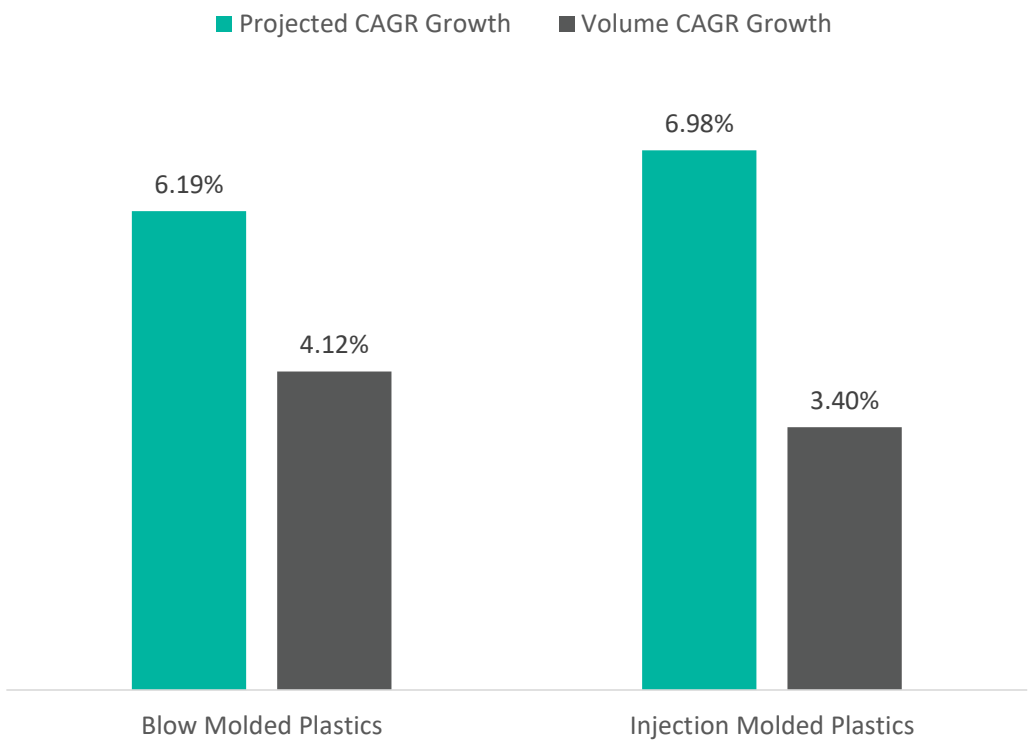

Source: India Plastics Manufacturers' Association (AIPMA), Indian Plastics Federation, Packaging Industry Association of India, Plastics Trade Association, IPMMI, PIAI, PMMAI Company Annual Report, Primary Interviews, Reports and Data

HIGHLIGHTS
Q2 & H1FY27

Key Financial Highlights (1/2)

Revenue from Operations (Rs Lakhs)

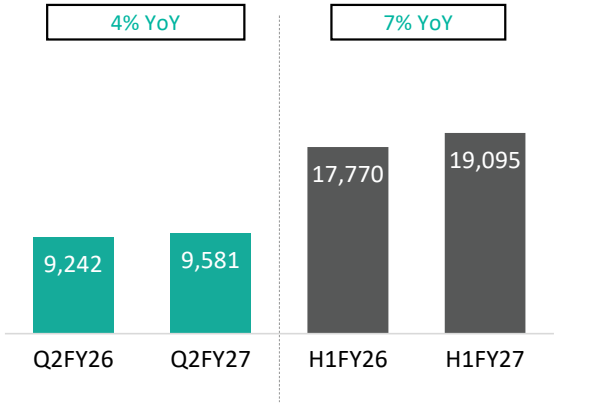

EBITDA (Rs Lakhs) & Margin (%)

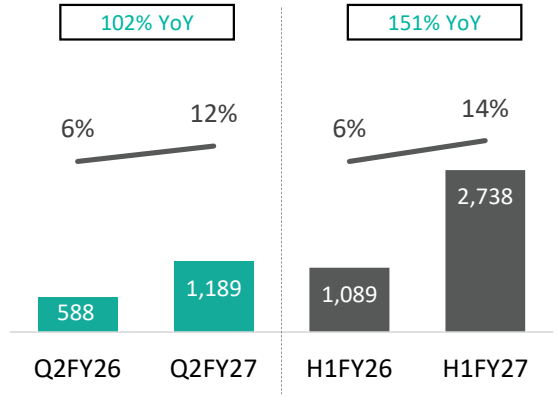

PAT (Rs Lakhs) & Margin (%)

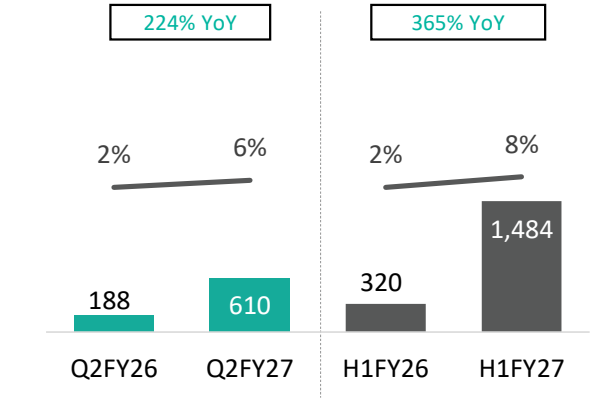

- **Revenue from Operations:** Grew **7% YoY** to Rs 19,095 lakhs in H1FY27, supported by **sustained momentum across the core business and emerging growth verticals**.
- **Revenue Diversification:** Hospital Furniture Parts witnessed robust demand, with revenue growing **30% YoY** to Rs 2,985 lakhs and contribution to revenue increasing from 13% in H1FY26 to **16%** in H1FY27.
- **Strong Profitability Improvement:** EBITDA increased **151% YoY** to Rs 2,738 lakhs, with EBITDA margin expanding by **~800 bps to 14%**, driven by cost optimization, operational efficiencies and a higher contribution from high-margin products.
- **Growth Outlook:** Expect growth momentum to continue through FY27, with the IBC facility on track for commissioning in Q3FY27, supporting the next phase of growth.

Key Financial Highlights (2/2)

Product Vertical Wise Revenue Breakup

Industrial Packaging (Rs Lakhs)

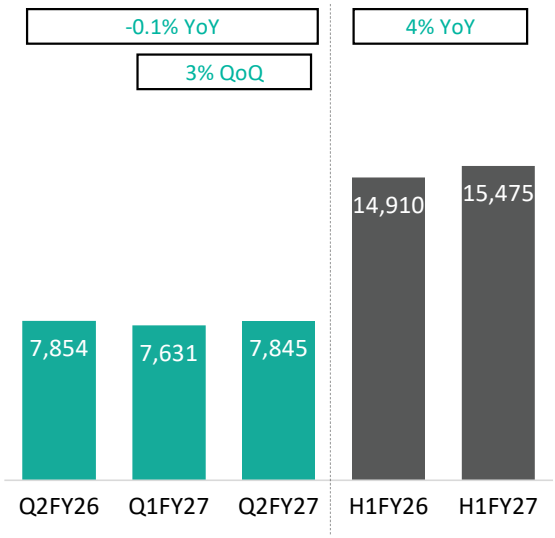

Hospital Furniture Parts (Rs Lakhs)

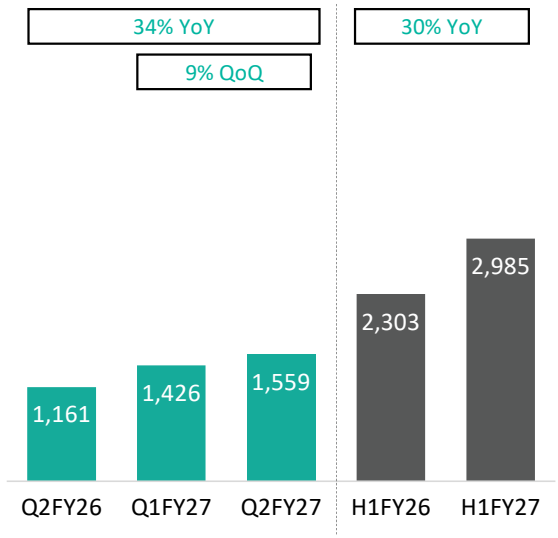

Infrastructural Furniture & Others (Rs Lakhs)

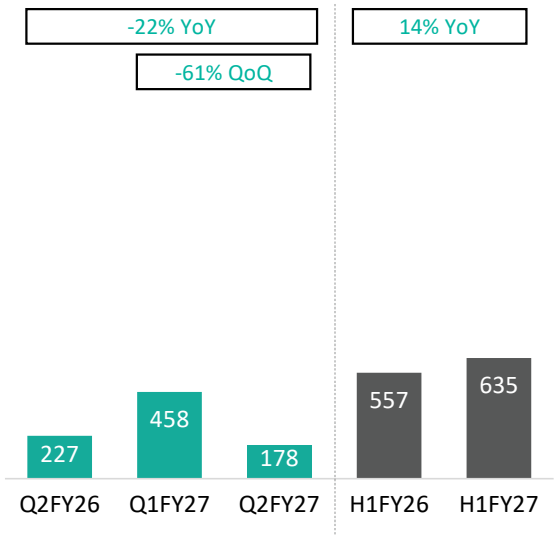

- ✓ **Accelerating the portfolio transition beyond Industrial Packaging**, with a sharper emphasis on higher-growth, higher-value verticals such as Hospital Furniture Parts to build a more diversified and resilient business mix.
- ✓ **Expanding into emerging growth opportunities across Healthcare and IBC,** creating new avenues for scale and building a more resilient long-term growth platform.

Profit & Loss – Q2 & H1FY27

Particulars (Rs Lakhs)	Q2FY27	Q2FY26	YoY	Q1FY27	QoQ	H1FY27	H1FY26	YoY
Revenue From Operations	**9,581**	**9,242**	**4%**	**9,515**	**1%**	**19,095**	**17,770**	**7%**
Raw Material Costs	6,062	5,785		5,642		11,704	11,202	
Employee Expenses	601	651		694		1,296	1,343	
Other Expenses	1,729	2,218		1,628		3,357	4,136	
EBITDA	**1,189**	**588**	**102%**	**1,549**	**-23%**	**2,738**	**1,089**	**151%**
EBITDA Margin (%)	***12%***	***6%***		***16%***		***14%***	***6%***	
Depreciation	222	183		206		428	367	
EBIT	**967**	**405**	**139%**	**1,343**	**-28%**	**2,310**	**722**	**220%**
Other Income	31	14		18		50	26	
Finance Cost	178	164		169		347	315	
Exceptional Item	0	0		0		0	0	
Profit Before Tax	**820**	**255**	**222%**	**1,193**	**-31%**	**2,013**	**434**	**364%**
Tax Expense	210	67		319		529	114	
PAT	**610**	**188**	**224%**	**874**	**-30%**	**1,484**	**320**	**365%**
PAT Margin (%)	***6%***	***2%***		***9%***		***8%***	***2%***	

ANNUAL FINANCIALS

Strong Financial Performance

Product Vertical Wise Revenue Breakup

Industrial Packaging (Rs Lakhs)

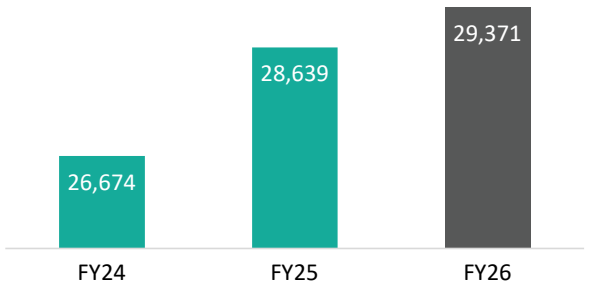

Hospital Furniture Parts (Rs Lakhs)

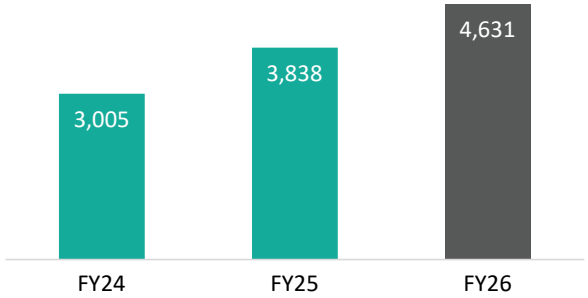

Infrastructural Furniture & Others (Rs Lakhs)

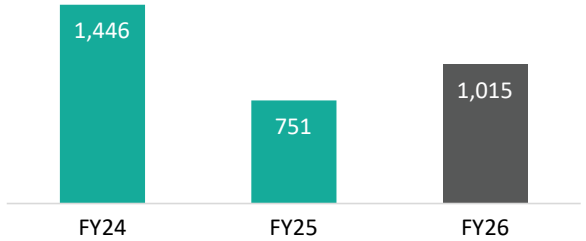

Revenue From Top 10 Customers (Rs Lakhs)

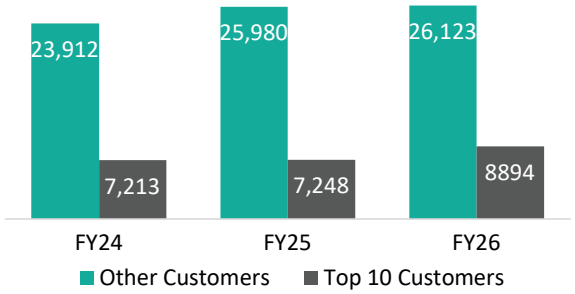

ROE & ROCE (%)

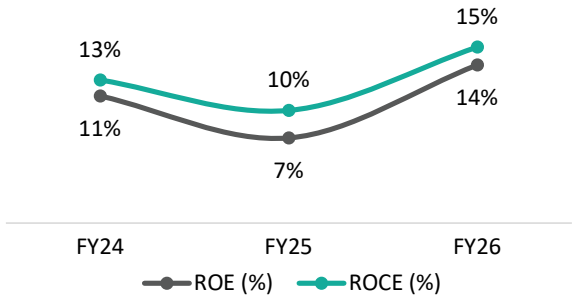

Debt to Equity (x)

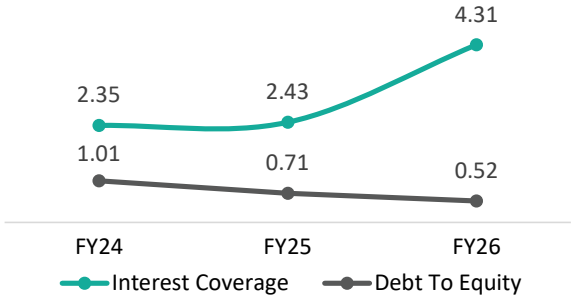

Profit and Loss Statement

Particulars (Rs Lakhs)	FY24	FY25	FY26
Revenue From Operations	**31,125**	**33,228**	**35,017**
Raw Material Costs	20,252	21,197	21,157
Employee Expenses	2,094	2,484	2,691
Other Expenses	6,212	7,218	7,691
EBITDA	**2,567**	**2,328**	**3,479**
EBITDA Margin (%)	***8%***	***7%***	***10%***
Depreciation	602	689	764
EBIT	**1,965**	**1,639**	**2,715**
Other Income	103	60	68
Finance Cost	880	699	643
Exceptional Item	0	0	12
Profit Before Tax	**1,189**	**1,001**	**2,127**
Tax Expense	303	276	566
PAT	**886**	**725**	**1,562**
PAT Margin (%)	***3%***	***2%***	***4%***

Balance Sheet

Assets (Rs Lakhs)	Mar-24	Mar-25	Mar-26	Sep-26
Non-current asset	**9,295**	**9,568**	**10,979**	**15,044**
Property, Plant and Equipment	8,716	9,037	9,568	10,173
Capital Work-in-Progress	57	70	137	3,265
Right to Use	0	0	476	425
Intangible Assets	32	37	36	35
Financial Assets				
(i) Investments	1	13	11	30
(ii) Others Financial Assets	277	342	186	204
Other Non-Current Assets	211	70	564	912
Current assets	**10,139**	**9,978**	**10,807**	**10,945**
Inventories	4,117	3,034	4,305	3,704
Financial Assets				
(i) Trade Receivables	5,225	6,348	5,824	6,477
(ii) Cash and Cash Equivalents	10	4	5	6
(iii) Bank balances other than (ii)	0	0	0	1
(iv) Loans	17	18	17	19
(v) Other Financial Assets	342	385	358	347
Current Tax Assets (Net)	0	0	0	0
Other Current Assets	428	188	297	393
Total	**19,434**	**19,546**	**21,786**	**25,990**

Equity and Liabilities (Rs Lakhs)	Mar-24	Mar-25	Mar-26	Sep-26
Equity	**7,938**	**9,698**	**11,241**	**12,689**
Equity Share Capital	1,283	1,358	1,358	1,358
Other Equity	6,655	8,340	9,883	11,331
Non-Current Liabilities	**3,057**	**1,826**	**2,213**	**6,683**
Financial Liabilities				
(i) Borrowings	2,469	1,143	1,053	5,316
(ii) Lease Liability	0	0	409	368
Provisions	2	21	0	18
Deffered tax liability (net)	573	619	690	737
Other non-current liabilities	13	44	61	243
Current liabilities	**8,439**	**8,021**	**8,333**	**6,618**
Financial Liabilities				
(i) Borrowings	5,525	5,753	4,846	4,332
(ii) Lease Liability	0	0	78	81
(iii) Trade Payables	2,140	1,470	2,446	961
(iv) Other Financial Liabilities	305	287	325	525
Other Current Liabilities	436	459	439	495
Provisions	0	0	0	0
Current Tax Liabilities (Net)	33	52	199	224
Total	**19,434**	**19,546**	**21,786**	**25,990**

Cash Flow Statement

Particulars (Rs Lakhs)	Mar-24	Mar-25	Mar-26	Sep-26
PBT	**1,189**	**1,001**	**2,127**	**2,011**
Operating profit before working capital changes	2,578	2,351	3,467	2,730
Cash generated from operations	1,155	1,720	3,627	1,356
Less: Taxes paid	220	204	350	454
Net Cash from Operating Activities	**935**	**1,516**	**3,277**	**902**
Net Cash from Investing Activities	**-1,245**	**-830**	**-1,635**	**-4,299**
Net Cash from Financing Activities	**309**	**-692**	**-1,642**	**3,398**
Net Change in Cash and Cash Equivalents	**-0.6**	**-5.3**	**0.8**	**0.3**
Opening Cash Balance	10.4	9.7	4.5	5.2
Closing Cash Balance	**9.7**	**4.5**	**5.2**	**5.5**

CSR, ESG AND AWARDS

Global & Domestic Engagement





Participation in Medicall, Chennai in July 2026





Participation in ChemPro Tech, India in April 2026





Participation in WXH, Dubai in February 2026





Participation in Medica, Germany in November 2025

Community Engagement (CSR) at Mitsu





The Company has undertaken CSR activities by donating an ambulance to **Shree Samarth Samajik Vikas Sevabhavi Sanstha** to support social welfare activities in the **Patalganga–Rasayani** area.

This initiative aims to facilitate timely medical assistance and improve access to emergency healthcare services for the local community.





Sponsorship to **Mr. Jash Modi** to participate in various domestic table tennis tournaments and represent India in various International tournaments and also to represent India in Olympics and win medals.

Environmental, Social, & Governance Initiatives For A Responsible Future (1/2)



The Company recognizes the need to transform and adapt to changes around it for a better and sustainable tomorrow. With increased focus to go green, we at Mitsu Chem Plast are striving to choose sustainable means, offering environment-friendly products to their consumers as much as they can.

CO2 Emission

Reduce Carbon Footprint (CO2 Emission) by initiative to reduction in energy consumption, diesel consumption, etc.

Water Conservation and Management

Rainwater is harvested and fed into the cooling tower tank, while treated sewage wastewater is reused for gardening, supporting a Zero Liquid Discharge system.

Waste Reduction & Recycling

During Molding process, tons of pinch-off/ inhouse rejection generates which gets reuse in a process by grinding it.

Natural Resources

Mitsu uses transparent Polycarbonate sheets for roofing in working place for letting natural light and increase day lights in plant. Also diesel additives are used to save diesel consumption of our tempos.

Environmental, Social, & Governance Initiatives For A Responsible Future (2/2)



Post Consume Resin (PCR) Facility

PCR (Post-Consumer Resin) is recycled plastic that has undergone the recycling process and is available to use again. PCR material / product testing and validation inhouse lab facility is available .



Power Optimization

We use LED lights, servo motors, controllers, sensors, automatic ventilator systems, variable frequency drives, transparent poly carbonate roof tops.



Tree plantation: Save tree save environment

Save Trees, Save Environment – Mitsu continued its dedication towards sustainability by carrying out tree plantation on Environment Day in June 2025



Envirocare Green Award

Mitsu Chem Plast Limited has been conferred with the Special Citation in the Public Sector/ Large Corporates category at the Envirocare Green Awards 2024 for their exemplary efforts in energy conservation, carbon emission reduction, sustainable practices, waste management, and green initiatives

Mitsu Chem Plast: Nurturing Health, Sustainability, & Safety Culture

Blood Donation Camp

Organized a Blood Donation Camp at the Khalapur Plant on October 10, 2025, in association with Chidanand Charitable Trust Blood Centre, supporting community healthcare and contributing to life-saving blood resources.



POSH Training

Conducted regular Prevention of Sexual Harassment (POSH) training programs to promote a safe, respectful and inclusive workplace, while reinforcing the Company's zero-tolerance approach towards workplace harassment.

Tree Plantation by Foreign Deligate

Promoted environmental stewardship through tree plantation drives led by international delegates from M/s. Arjohuntleigh, Poland and M/s. Malvestio, Italy during their plant visits, reinforcing the Company's commitment to sustainability.

Ecovadis Commitment Badge

Received the prestigious "Committed" Badge from EcoVadis, recognizing the Company's continued commitment to sustainability, responsible business practices and continuous improvement across environmental and social initiatives.

Green Achievements 2025-26 & Targets Ahead (1/2)

Targets and Goals in future

Energy and Carbon

- 2% reduction in carbon intensity and overall emissions.
- 2% reduction in energy intensity.

Water

- 2% reduction in water intensity.

Safety and Occupational Health

- Maintain zero fatality.
- 7% reduction in LTIFR.
- 100% compliance with medical exams.
- Near miss reporting as a leading indicator as one per person per year.

Targets achieved till now

Carbon intensity (scope 1 and 2 emissions) decreased by 6.90% in 2025-26.
This performance was driven by energy reduction measures taken during the year.

Rainwater harvesting structures were used for the collection & usage of rainwater as an alternative source replacing freshwater withdrawn from surface & ground sources.

Zero fatalities in 2025-26

Energy intensity decreased by 8.95% in 2025-26.
Water intensity reduced by 11.03% in 2025-26.

Our LTIFR for employees is zero and our LTIFR for workers has decreased by 11.41%

100% compliance with initial medical examination and periodic medical examinations.

Green Achievements 2025-26 & Targets Ahead (2/2)

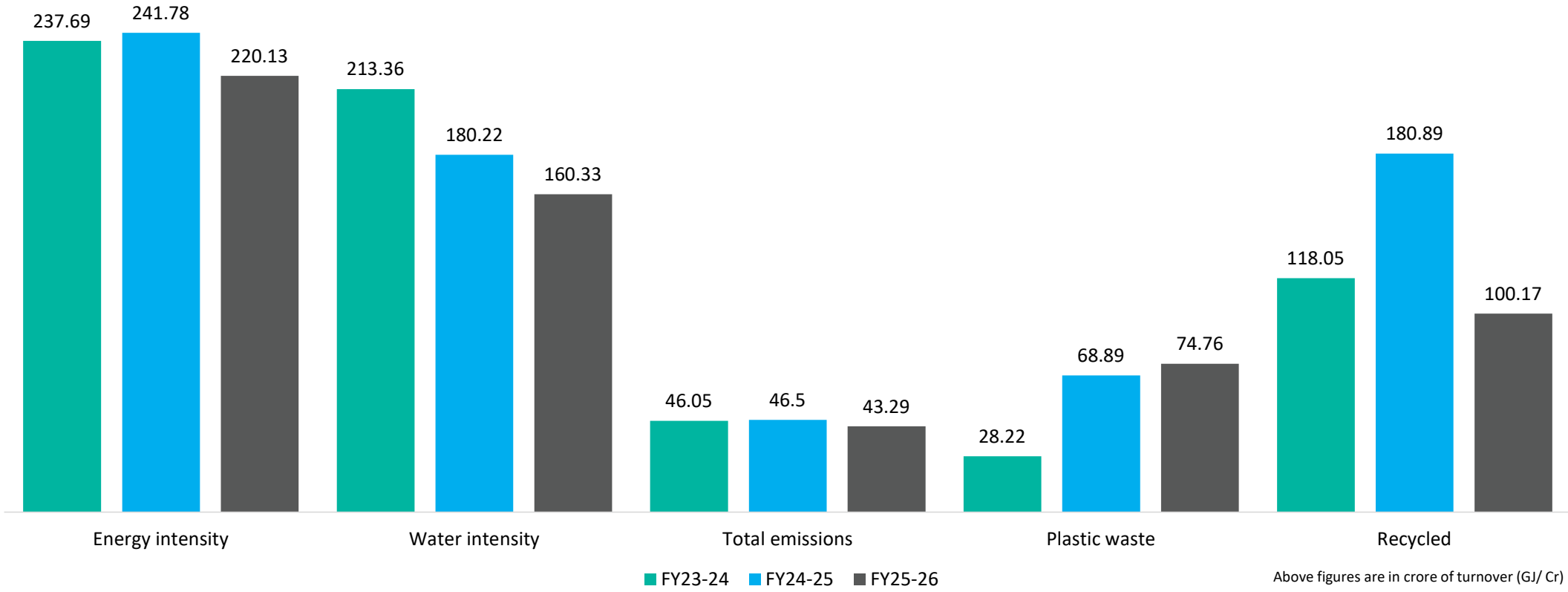

Above figures are in crore of turnover (GJ/ Cr)

Mitsu Chem Plast's Awards & Accolades





Manufacturing Process Innovator of the Year - FICCI Chemicals & Petrochemicals Awards 2026



Master of Consistent Quality recognition by Horiba Synergy Business Partner Meet 2025.



'Master of Risk – Manufacturing at the 11th India Risk Management Awards (May 2025)



Winner at the FIPSA–2025 for Mitsu's work in Responsible Packaging



Certificate of Appreciation (Feb 2025) Awarded by Deepak



Excellence Award Reliance Jio BP Mobility Limited



Envirocare Green Award 2024



Best Showman Award at Medicall Exhibition

Stock Information

Shareholding Pattern (as on September 2026)

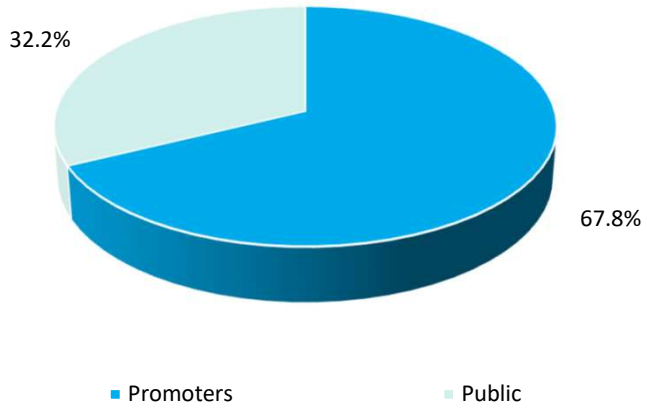

Script Related Information (as on 28th September 2026)	
BSE Symbol	MITSU
CMP (Rs per share)	220
Market Cap (Rs Cr)	300
Shares O/s (Cr)	1.35
Face Value (Rs)	10
52-week High-Low (Rs)	247 / 80.3

Scalable Growth Through Operational Excellence & Portfolio Expansion

1. Operational Excellence
- Refine manufacturing processes
- Reduce waste
- Improve speed and quality

2. Data-Driven Marketing
- Targeted campaigns
- Stronger customer engagement
- Enhanced brand loyalty

The Growth Strategy Is Built Around Four Pillars

3. Scientific Innovation
- Strengthen R&D and market analysis
- Introduce state-of-the-art products
- Focus on products with clear economic benefits

4. Empowered Teams
- Invest in talent
- Strengthen cross-functional collaboration
- Build accountability across the organisation

1. Healthcare Furniture
- Scale Furnastra as a dedicated healthcare brand
- Expand advanced, design-focused hospital furniture solutions

2. Packaging
- Increase production of pails, containers and jerrycans
- Focus on specialised caps and closures

Scaling Core Capabilities While Entering Adjacent Verticals

3. Export
- Explore growth opportunities across diverse international markets
- Build a scalable export footprint by deepening presence in select countries

4. Product Innovation
- Develop new applications through R&D
- Leverage existing molding capabilities to enter adjacent product categories

Connect with Us

Mitsu Chem Plast Ltd.

Ms. Damini Salunke | CS & Compliance Officer

investor@mitsuchem.com

022 25920055

https://www.mitsuchem.com/

Stellar IR Advisors Pvt. Ltd.

Mr. Suyash Samant | suyash@stellar-ir.com

Mr. Sharu Garg | sharu@stellar-ir.com

Phone: 022 62398024

www.stellar-ir.com

