IVP LIMITED
Regd. Office :
Shashikant N. Redij Marg,
Ghorupdeo, Mumbai - 400 033
Tel. : +91-22- 3507 5360
Email : ivp@ivpindia.com
Website : www.ivpindia.com
CIN : L74999MH1929PLC001503

Ref. No.: IVPSEC/SE/448/11/2026-27 November 25, 2026

BSE Limited Phiroze Jeejeebhoy Towers, Dalal Street, Mumbai- 400 001 **Security Code: 507580**	**National Stock Exchange of India Limited** 'Exchange Plaza', C - 1, Block G, Bandra-Kurla Complex, Bandra (E), Mumbai – 400 051 **Stock Symbol: IVP**

Dear Sir/Madam,

Subject: Investor Presentation under the SEBI (Listing Obligations and Disclosure Requirements) Regulations, 2015 (Listing Regulations')

Pursuant to SEBI (Listing Obligations and Disclosure Requirements) Regulations, 2015, please find enclosed herewith Investor Presentation with respect to the Unaudited financial results for the quarter and half year ended on September 30, 2026.

This is for your information and records.

Thanking you,

For **IVP Limited**

Jay Ramesh Mehta
Digitally signed by Jay Ramesh Mehta
Date: 2026.11.25 10:53:03 +05'30'

Jay R Mehta
Company Secretary & Compliance Officer

Encl: As above

IVP Limited

INVESTOR PRESENTATION
November 2026







Innovative Materials for Sustainable Solutions
SINCE 1929

Disclaimer

This investor presentation has been prepared by IVP Limited and does not constitute a prospectus or placement memorandum or an offer to acquire any securities. This presentation or any other documentation or information (or any part thereof) delivered or supplied should not be deemed to constitute an offer. No representation or warranty, express or implied is made as to, and no reliance should be placed on, the fairness, accuracy, completeness or correctness of such information or opinions contained herein. The information contained in this presentation is only current as of its date. Certain statements made in this presentation may not be based on historical information or facts and may be "forward looking statements", including those relating to the general business plans and strategy of IVP Limited, its future financial condition and growth prospects, future developments in its industry and its competitive and regulatory environment, and statements which contain words or phrases such as 'will', 'expected to', 'horizons of growth', 'strong growth prospects', etc., or similar expressions or variations of such expressions. These forward-looking statements involve a number of risks, uncertainties and other factors that could cause actual results, opportunities and growth potential to differ materially from those suggested by the forward-looking statements. IVP Limited may alter, modify or otherwise change in any manner the content of this presentation, without obligation to notify any person of such revision or changes. This presentation cannot be copied and disseminated in any manner.

About the Business



About us

Established in 1929, IVP Limited, a part of the Allana Group, has carved a niche in pioneering industrial solutions. From its early days in the Vegetable Oil Business to becoming the first Indian company to produce Foundry Chemicals and later expanding into the Polyurethane (PU) business, thereby diversifying its range of industrial solutions. With state-of-the-art manufacturing facilities in Tarapur and Bengaluru, IVP commands an annual production capacity of 50,000 tonnes, serving diverse industries with a range of specialised products.

90+
Years of Industrial Excellence

2
State-of-the-art Manufacturing Sites

200+
Dedicated Employees

500+ Clients



50,000+ Tonnes
Annual Capacity

150+Products
Manufacturer & Exporter of Foundry Chemicals and allied products





Our Journey so far

Foundation and Early Ventures (1929-1973)

1929

Company starts as a manufacturer of vegetable oils.

1964

Establishment of the Chemical Division, marking the initial diversification from its original vegetable oil focus.



Expansion and Innovation (1974-2005)

1974-1989

Progressive expansion into Foundry Chemicals, Industrial Ceramics, and Spark Plugs, with key manufacturing setups in Jamshedpur and Bengaluru.

1982

Launch of the Tarapur Factory to bolster manufacturing capabilities.

1991

Expansion of product portfolio and market reach.

Our Journey so far

Refocusing Core Competencies (2006-2017)

2006 - 2013

Strategic discontinuation of Industrial Ceramics, Spark Plugs, and the Jamshedpur Foundry Chemicals business, focusing efforts on core chemical products.

2017

Major modernisation at Tarapur and Bengaluru plants, including a new coating plant at Tarapur and enhanced R&D to broaden the chemical portfolio.



Entering the Polyurethane Market (2018-Present)

2018

Introduction of innovative Polyurethane products, diversifying the industrial solutions portfolio.

2019

Launch of Polyurethane adhesives for flexible food packaging, reflecting a commitment to meeting emerging market demands.

2021

Continued excellence in Quality Management Systems and optimisation of capacity utilisation across all product lines.

2024

Introduction of SAP S/4 HANA

Core Business Verticals

IVP Limited operates in two core business verticals: **Phenolic Resins** and the **Polyurethane Resins**.

PARTICULARS	FOUNDRY APPLICATIONS	FOOTWEAR SOLUTIONS	FLEXIBLE PACKAGING
About the Business	These resins are known for their superior thermal stability, mechanical strength, and resistance to moisture and chemicals, making them essential for creating molds and cores used in metal casting processes. Our product line ensures reliability and efficiency, catering to the demanding needs of the foundry industry.	Our Polyurethane Business focuses on providing innovative foam solutions primarily for the footwear industry. By specializing in foam-based applications, we supply manufacturers with versatile, durable, and comfortable materials ideal for various types of shoes.	Our PU laminating adhesives comprises of solvent less and solvent base two component adhesive systems as well as solvent less one component adhesives for laminating various types of printed, plain, metallized plastic films, aluminium foils, paper and the combinations thereof for Flexible packaging industries.
Revenue Contribution	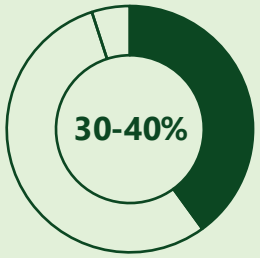	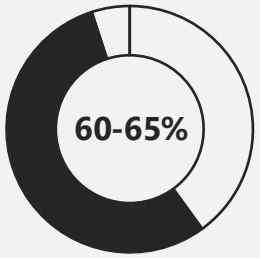	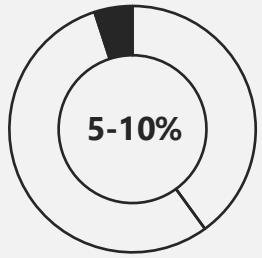

Product Offerings

01



Footwear

READ MORE

02



Flexible Packaging Industries

READ MORE

03



Foundry Chemicals

READ MORE

04



Composites

READ MORE

05



Insulation

READ MORE

06



Refractory & Powder Resin

READ MORE

Tarapur Manufacturing Facility

Location

Tarapur Industrial Area

Core Activities

- Production of Foundry Binders and Coatings
- Production of Polyurethane

Infrastructure Highlights

- Expansive 12-acre site with room for expansion
- 50,000 MT/annum installed capacity
- Comprehensive on-site utilities, including Steam Boilers and Thermic Heaters
- Advanced treatment facilities: ETP, RO, and STP units
- Robust safety systems: Fire Hydrant and Sprinklers
- Efficient Tank Farms for raw material storage
- Modern Warehouses for material handling
- Dedicated Nitrogen Plant and Power Generation
- Water reuse initiatives and effluent management



Bengaluru Manufacturing Facility

Location

Bengaluru Industrial Sector

Core Activities

- Manufacture of Foundry Coatings for metal castings

Infrastructure Highlights

- High production capacity of 500 tons/month
- Spacious Warehousing and advanced Tank Farm
- Fire safety prioritised with comprehensive hydrant system
- Dust extraction systems to maintain a clean working environment
- Initiatives in place to minimise environmental footprint and enhance plant HSE



Marquee Clientele

Foundry

- TATA STEEL
- ASHOK LEYLAND
- NELCAST LIMITED
- Texmaco Rail & Engineering Ltd.
- SANMAR

PU System for Shoe – Soles

- aeroblu
- Ajanta SHOES | Since 1956
- Bairathi THE BEST FOOTWEAR
- CONDOR we CARE for your feet
- TATA TATA INTERNATIONAL

PU Adhesives for Flexible Film Packaging

- amcor
- Constantia Flexibles
- SHRINATH ROTOPACK Adding value to your Creation
- PLASTO Skin of your product AN ISO 9001 & ISO 22000
- OSWAL Extrusion Ltd.

Board of Directors

Rajkumar Lekhwani*

CHAIRMAN (NON-EXECUTIVE NON-INDEPENDENT DIRECTOR)

- **Background**: Chartered Accountant
- **Experience**: 24 years in Finance & Business Leadership
- **Notable Roles**: Senior Leadership roles at P&G, ACG and Crompton Greaves
- **Expertise**: Corporate Finance and Capital Structuring

Mandar Joshi

CEO & WHOLE TIME DIRECTOR

- **Background**: B.Tech in Chemical Engineering (IIT Mumbai), MMM in Marketing (JBIMS)
- **Experience**: 29+ years in the chemical industry
- **Notable Roles**: Various positions at BASF Group
- **Expertise**: Technical, commercial, and leadership in the chemical sector

Ranjeev Lodha#

CHAIRMAN (NON-EXECUTIVE INDEPENDENT DIRECTOR)

- **Background**: CA (ICAI), PGD in Business Finance (Indian Institute of Finance)
- **Experience**: 34+ years in corporate finance
- **Notable Roles**: Positions at Tata Chemicals, Mahindra and Mahindra, Huhtamaki India
- **Expertise**: Mergers, financial reporting, treasury, strategic finance

Pratik Kadakia

INDEPENDENT DIRECTOR (NON-EXECUTIVE)

- **Background**: B.Tech (Metallurgical Engineering) from IIT Bombay, MMS from NMIMS, University of Mumbai
- **Experience**: Over 32 years in the chemicals and materials industry, including senior leadership roles at Dow Corning, Tata Group, and Reliance Industries Ltd., with the last role as Head of Composites Solutions business at Reliance Industries Ltd.

Mala Todarwal

INDEPENDENT DIRECTOR (NON-EXECUTIVE)

- **Background**: Fellow CA (ICAI), Member of Bombay Chartered Accountants Society
- **Experience**: Practising CA since 2009, partner at Arun Todarwal & Associates LLP
- **Expertise**: Statutory audits, management assurance, taxation, corporate governance

Anwar Husain Chauhan

NON-EXECUTIVE NON-INDEPENDENT DIRECTOR

- **Background**: CA (ICAI)
- **Experience**: 34+ years at Allana Group
- **Current Roles**: Director Commercial at Allana Group
- **Expertise**: Strategic planning, financial performance management

Deepak Kumar Jajodia$

NON-EXECUTIVE NON-INDEPENDENT DIRECTOR

- **Background**: CA, CS, CMA
- **Experience**: Over 30 years across FMCG, retail, food services, automobiles, telecom, consumer products and B2B platforms
- **Notable Roles** : Senior leadership positions at OFB Tech, Jubilant FoodWorks, HCL, Bata and Nestlé
- **Expertise**: Financial strategy, corporate governance, capital allocation, risk management, M&A and internal controls

*** Chairman & Director Upto 04.11.2026 | # Appointed as Chairman w.e.f. 04.11.2026. | $ Appointed as Director w.e.f. 04.11.2026**

Certifications

IVP LIMITED EMS CERTIFICATE



intertek
Total Quality. Assured.

CERTIFICATE
OF REGISTRATION

This is to certify that the management system of:

IVP Limited

Main Site: Head Office: Shashikant Narayan Redij Marg, Ghoropdeo, Mumbai - 400033, Maharashtra, India

See appendix for additional sites and additional site scopes

has been registered by Intertek as conforming to the requirements of:

ISO 14001:2015

The management system is applicable to:

Business development, Supply chain management & Logistics controls for Coating Chemicals, Binder Phenolics resins & Polyurethane materials.

Certificate Number:
0099178

Initial Certification Date:
22 March 2018

Date of Certification Decision:
15 February 2024

Issuing Date:
22 May 2024

Valid Until:
21 March 2027

Calin Moldovean
President, Business Assurance

Intertek Certification Limited,
10A Victory Park, Victory Road,
Derby DE24 8ZF

Intertek Certification Limited is a UKAS accredited body under schedule of accreditation no. 014.

In the issuance of this certificate, Intertek assumes no liability to any party other than to the Client, and then only in accordance with the agreed upon Certification Agreement. This certificate's validity is subject to the organisation maintaining their system in accordance with Intertek's requirements for systems certification. Validity may be confirmed via email at certificate.validation@intertek.com or by scanning the code to the right with a smartphone.

The certificate remains the property of Intertek, to whom it must be returned upon request.

CT-ISO 14001_2015-UKAS-EN-A4-14.may.21

IVP LIMITED OHSAS CERTIFICATE



intertek
Total Quality. Assured.

CERTIFICATE
OF REGISTRATION

This is to certify that the management system of

IVP Limited

Main Site: Head Office: Shashikant Narayan Redij Marg, Ghoropdeo, Mumbai - 400033, Maharashtra, India

See appendix for additional sites and additional site scopes

has been registered by Intertek as conforming to the requirements of

ISO 45001:2018

The management system is applicable to:

Business development, Supply chain management & Logistics controls for Coating Chemicals, Binder Phenolics resins & Polyurethane materials.

Certificate Number:
0099179

Initial Certification Date:
22 March 2018

Date of Certification Decision:
15 February 2024

Issuing Date:
22 May 2024

Valid Until:
21 March 2027

Calin Moldovean
President, Business Assurance

Intertek Certification Limited
10A Victory Park, Victory Road
Derby DE24 8ZF, United Kingdom

Intertek Certification Limited is a UKAS accredited body under schedule of accreditation no. 014.

In the issuance of this certificate, Intertek assumes no liability to any party other than to the Client, and then only in accordance with the agreed upon Certification Agreement. This certificate's validity is subject to the organisation maintaining their system in accordance with Intertek's requirements for systems certification. Validity may be confirmed via email at certificate.validation@intertek.com or by scanning the code to the right with a smartphone.

The certificate remains the property of Intertek, to whom it must be returned upon request.

CT-ISO45001_2018-UKAS-EN-A4-22.Jul.21

IVP LIMITED QMS CERTIFICATE



intertek
Total Quality. Assured.

CERTIFICATE
OF REGISTRATION

This is to certify that the management system of:

IVP Limited

Main Site: Head Office: Shashikant Narayan Redij Marg, Ghoropdeo, Mumbai - 400033, Maharashtra, India

See appendix for additional sites and additional site scopes

has been registered by Intertek as conforming to the requirements of:

ISO 9001:2015

The management system is applicable to:

Business development, Supply chain management & Logistics controls for Coating Chemicals, Binder Phenolics resins & Polyurethane materials.

Certificate Number:
0099161

Initial Certification Date:
22 March 2018

Date of Certification Decision:
15 February 2024

Issuing Date:
22 May 2024

Valid Until:
21 March 2027

Calin Moldovean
President, Business Assurance

Intertek Certification Limited, 10A Victory Park,
Victory Road, Derby DE24 8ZF, United Kingdom

Intertek Certification Limited is a UKAS accredited body under schedule of accreditation no. 014.

In the issuance of this certificate, Intertek assumes no liability to any party other than to the Client, and then only in accordance with the agreed upon Certification Agreement. This certificate's validity is subject to the organisation maintaining their system in accordance with Intertek's requirements for systems certification. Validity may be confirmed via email at certificate.validation@intertek.com or by scanning the code to the right with a smartphone. The certificate remains the property of Intertek, to whom it must be returned upon request.

CT-ISO 9001:2015-UKAS-IAF-EN-A4-P-24.feb.21

Committed to Social Advancement

At IVP India, we are at the forefront of fostering **educational excellence** and inclusivity through our dedicated Corporate Social Responsibility (CSR) endeavours.



Underprivileged Communities

Bridging educational disparities by providing access to quality learning resources and opportunities.

Teacher Empowerment

Equipping educators with the tools, training, and support needed to inspire and engage the next generation of learners.

Digital Literacy

Ensuring that students and teachers alike are proficient in the digital skills essential for the 21st century.

Infrastructure Development

Committing to the physical and technological enhancement of educational facilities, particularly in the vicinity of our Tarapur plant, to create conducive learning environments.

Community Engagement

Fostering a collaborative ethos by involving local communities in our educational initiatives, thereby ensuring sustainability and relevance.

Quarterly Highlights



Management Commentary

Mr. Mandar Joshi

WHOLE TIME DIRECTOR AND CEO

India's macroeconomic environment remained resilient during the second quarter of FY27, supported by steady domestic consumption, healthy infrastructure spending by the Government, stable inflation levels and continued momentum across key sectors of the economy. While global economic uncertainties, geopolitical developments and fluctuations in commodity prices continued to create challenges for businesses, the overall domestic demand environment remained stable.

The Indian chemical industry witnessed a mixed operating environment during the quarter. Market participants continued to navigate volatility in raw material prices, foreign exchange movements and competitive pricing pressures. Demand trends across several end-user industries remained uneven, impacting volume growth across the sector. Despite these challenges, companies remained focused on operational efficiencies, cost optimization, working capital management and product portfolio enhancement to improve profitability and strengthen competitiveness.

Q2 FY27 Performance

During the second quarter of FY27, IVP delivered healthy top-line growth while maintaining profitable operations in a challenging business environment. The Company's performance was supported by improved sales across key product segments, continued focus on customer engagement, disciplined procurement practices and operational efficiencies. While profitability moderated sequentially compared to the exceptionally strong performance witnessed in Q1 FY27, earnings remained higher than the corresponding quarter of the previous year.

Key financial highlights for Q2 FY27 include:

- Revenue from Operations increased to ₹17,168 lakh compared to ₹14,695 lakh in Q2 FY26, reflecting a growth of approximately 17%.
- Profit Before Tax increased to ₹627 lakh as against ₹530 lakh in the corresponding quarter of the previous year, registering growth of approximately 18%.
- Profit After Tax increased to ₹465 lakh compared to ₹400 lakh in Q2 FY26, representing growth of approximately 16%.
- EBITDA stood at ₹958 lakh compared to ₹899 lakh in Q2 FY26, reflecting growth of approximately 7%.
- For the first half of FY27, Revenue from Operations increased by 14% to ₹32,641 lakh compared to ₹28,514 lakh in H1 FY26.
- Profit Before Tax for H1 FY27 increased to ₹2,503 lakh from ₹700 lakh in H1 FY26, while Profit After Tax increased to ₹1,867 lakh from ₹519 lakh, reflecting a substantial improvement in profitability.

Outlook

Looking ahead, we remain optimistic about the medium and long-term prospects of the Indian economy and the chemical industry.

Our strategic priorities continue to focus on:

- Expanding our presence in existing and emerging markets.
- Improving product mix with increased focus on value-added offerings.
- Strengthening customer relationships and enhancing service capabilities.
- Driving operational excellence through productivity improvements and cost efficiencies.
- Maintaining financial discipline and efficient working capital management.

IVP remains committed to creating sustainable long-term value through operational excellence, customer-centricity and prudent capital allocation. We believe our diversified product portfolio, strong customer relationships and continuous focus on efficiency improvements position us well to capitalize on future growth opportunities and deliver consistent value to all stakeholders.

Summary of Profit and Loss Statement

PARTICULARS (₹ IN CRORES)	Q2FY26	Q1FY27	Q2FY27	Q-o-Q	Y-o-Y	H1FY26	H1FY27	Y-o-Y
Revenue from Operations	147	155	172	11%	17%	285	326	14%
Other Income	1	1	1	-18%	0%	2	2	2%
Total Income	**148**	**156**	**173**	**11%**	**17%**	**287**	**328**	**14%**
Total Operating Expenses	139	134	163	22%	17%	273	297	9%
EBITDA	9	22	10	-56%	7%	14	31	119%
EBITDA Margin (%)	6%	14%	6%	(843 bps)	(54 bps)	5%	10%	456 bps
Finance Cost	2	1	2	28%	-20%	4	3	-27%
Depreciation and Amortisation Expenses	2	2	2	1%	3%	3	3	3%
Profit Before Tax	5	19	6	-67%	18%	7	25	258%
Profit After Tax	**4**	**14**	**5**	**-67%**	**16%**	**5**	**19**	**260%**

CLICK HERE FOR MORE



Financial Highlights

Summary of Profit and Loss Statement

PARTICULARS (₹ IN CRORES)	FY22	FY23	FY24	FY25	FY26	H1FY27
Revenue from Operations	557	661	546	539	595	326
Other Income	3	3	3	4	4	2
Total Income	**560**	**664**	**549**	**543**	**598**	**328**
Total Operating Expenses	522	621	518	514	560	297
EBITDA	38	42	31	29	39	31
EBITDA Margin (%)	7%	6%	6%	5%	6%	10%
Finance Cost	10	12	9	8	7	3
Depreciation and Amortisation Expenses	5	5	6	6	6	3
Profit Before Tax	23	38	17	15	25	25
Profit After Tax	**18**	**28**	**12**	**11**	**19**	**19**

Summary of Balance Sheet

PARTICULARS (₹ IN CRORES)	FY22	FY23	FY24	FY25	FY26	H1FY27
Shareholders Fund	**92**	**119**	**130**	**139**	**157**	**175**
Non-Current Liabilities	**2**	**4**	**3**	**2**	**1**	**3**
Long Term Borrowings	0	0	0	0	0	0
Current Liabilities	**276**	**261**	**198**	**206**	**184**	**179**
Short Term Borrowings	157	120	89	104	65	79
Trade Payables	112	134	105	94	110	93
Other Current Liabilities	7	7	4	8	8	8
Total Equity and Liabilities	**371**	**384**	**331**	**348**	**342**	**357**
Non-Current Assets	**80**	**77**	**75**	**74**	**71**	**70**
Net Block	77	73	71	70	69	67
Current Assets	**291**	**306**	**255**	**273**	**271**	**286**
Inventories	79	92	76	83	74	87
Trade Receivables	208	208	171	182	186	194
Cash & Bank Balances	1	1	2	1	3	1
Other Current Assets	3	6	6	6	7	4
Total Assets	**371**	**384**	**331**	**348**	**342**	**357**

Summary of Cash Flow Statement

PARTICULARS (₹ IN CRORES)	FY22	FY23	FY24	FY25	FY26	H1FY27
Cash Flow From Operating Activities	**(21)**	**41**	**45**	**(2)**	**53**	**(9)**
Cash Flow From Investing Activities	(3)	10	(3)	(5)	(3)	(2)
Cash Flow From Financing Activities	23	(51)	(41)	6	(48)	9
Net Cash Flow	**(1)**	**0**	**1**	**(1)**	**2**	**(2)**
Cash at the Beginning of Year	2	1	1	2	1	3
Cash at the End of Year	**1**	**1**	**2**	**1**	**3**	**1**

Ratios

Sales
(₹ In Crores)

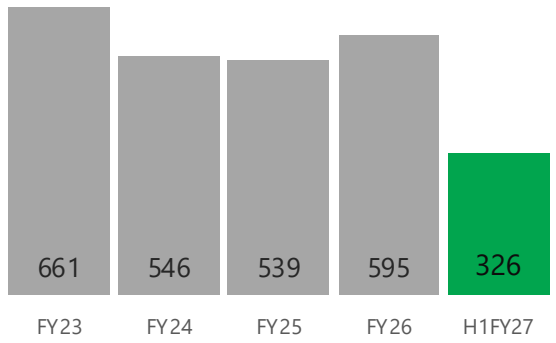

EBITDA & EBITDA Margin
(₹ In Crores & %)

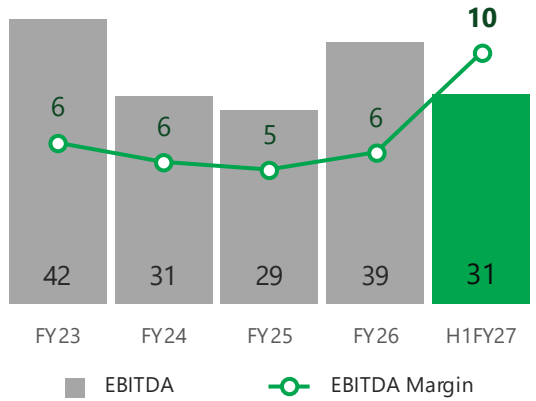

PAT & PAT Margin
(₹ In Crores & %)

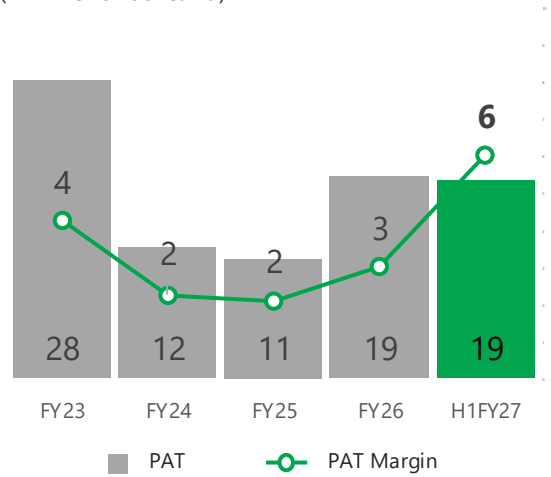

Working Capital Days
(In Days)

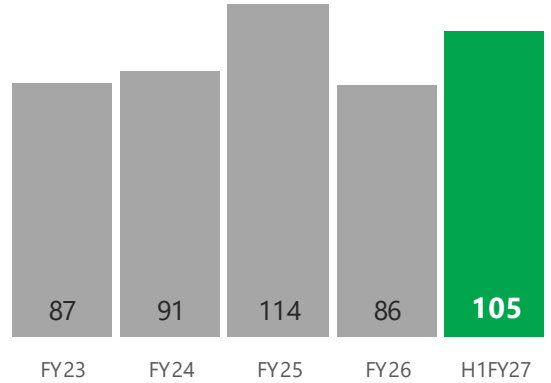

ROCE
(In %)

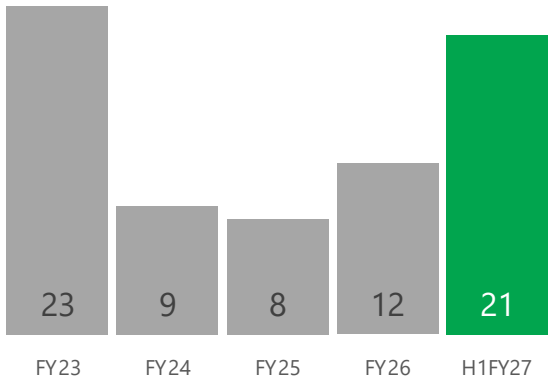

Current Ratio
(In Times)

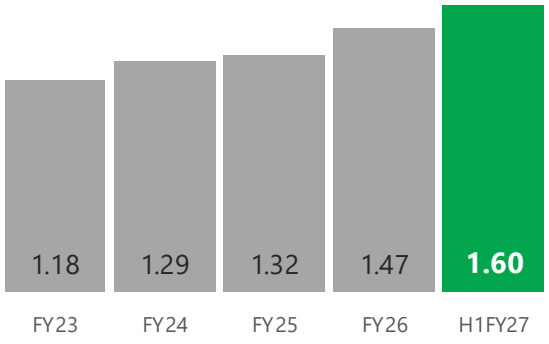

Debt to Equity
(In Times)

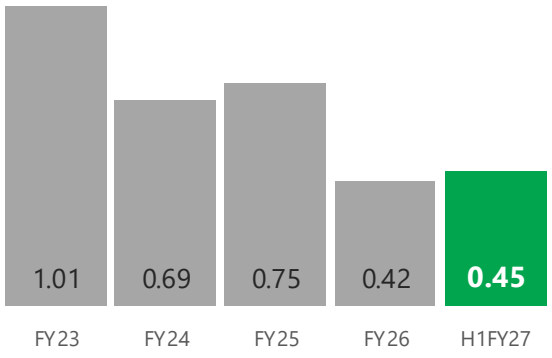

ROE
(In %)

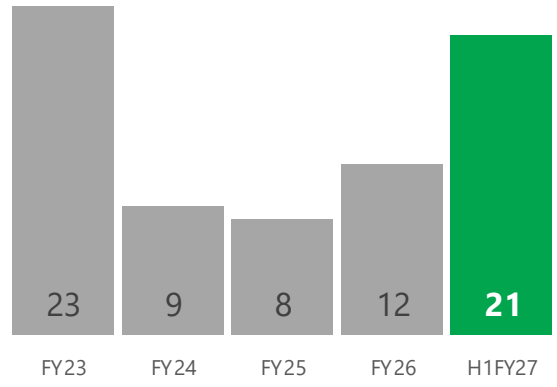

Note: ROCE & ROE for H1FY27 are Annualised

Strategy and Investment Merits



Enhancing Value and Efficiency



Maximising Asset Utilisation

With our substantial unutilised land reserves, we are set to expand our Polyurethane business capabilities. This strategic move bypasses the need for greenfield capital expenditures, allowing us to increase fixed asset turnover and ramp up production capacity efficiently.

Diversification for Higher Margins

Transitioning within the Polyurethane domain, we plan to extend our market offering from Foam to innovative Non-Foam applications, such as Flexible Packaging. This shift taps into an industry with faster growth rates and the potential for increased profit margins, aligning with consumer and market trends.

Balance Sheet Optimisation

Our financial strategy is firmly focused on deleveraging to reinforce our balance sheet. We are streamlining working capital requirements and driving improvements in operational efficiency and cost structures.

Investment Merits

01

Consistent Dividend

IVP Limited demonstrates financial stability with a strong record of consistent dividend payments to shareholders.

02

Lean Balance Sheet

We are committed to a strategic reduction of debt, streamlining our balance sheet for optimum financial health.

03

Industry Expansion

Venturing into the rapidly growing Flexible Packaging sector, we position ourselves to capture higher profit margins and broaden our market reach.

04

Track Record of Success

Our business model is proven with the success of our Polyurethane vertical, significantly boosting our financial performance since its inception in 2018.

05

Established Corporate Legacy

Part of the reputable Allana Group, IVP Limited enjoys enhanced market credibility and stakeholder's trust.

06

Excellence in Management

Our leadership consists of seasoned professionals committed to high standards of corporate governance and operational excellence, driving sustainable growth.



Thank You

Contact Us

FOR ANY FURTHER INFORMATION, PLEASE CONTACT

Jay Mehta
IVP Limited
ivpsecretarial@ivpindia.com
+91 22 35075360

Abhishek Mehra
TIL Advisors Private Limited
abhishek@theinvestmentlab.in
+91 95588 14500

Registered Office:

IVP Limited,
Shashikant Narayan Redij Marg,
Ghorupdeo,
Mumbai – 400 033, India