November 23, 2026

To,
The Manager, Listing Department,
National Stock Exchange of India Limited
Exchange Plaza, C-I Block G, Bandra Kurla Complex, Bandra (East),
Mumbai-400051, Maharashtra, India

Scrip Symbol: CURIS ISIN: INE1BZN01016.

Dear Sir/Mam,

Subject: Presentation on the Un-audited Standalone and Consolidated Financial Results of the Company for the half year ended 30th September, 2026

Dear Sir/Madam,

In accordance with the provisions of the SEBI (Listing Obligation and Disclosure Requirements) Regulations, 2015, please find enclosed herewith the Presentation on the Un-audited Standalone and Consolidated Financial Results of the Company for the quarter and half year ended 30th September, 2025.

Please consider the aforesaid as relevant disclosure required under Regulation 30 of the SEBI (Listing Obligations and Disclosure Requirements) Regulations, 2015 ("Listing Regulations") read with all other applicable provisions of Listing Regulations.

The above is also being made available on the website of the Company at https://curisls.com/.

We request you to kindly take the same on record and treat this submission as compliance with the applicable provisions of the SEBI Listing Regulations.

Thanking you,

FOR CURIS LIFESCIENCES LIMITED

PATEL JAIMIK MANSUKHLAL
Digitally signed by PATEL JAIMIK MANSUKHLAL
Date: 2026.11.23 19:24:05 +05'30'

JAIMIK MANSUKHLAL PATEL
WHOLE-TIME DIRECTOR
07371003

CURIS LIFESCIENCES LIMITED

INVESTOR PRESENTATION

H1 FY27



Disclaimer

This presentation is created by Curis Lifesciences Ltd (the "Company") solely for informational purposes and does not constitute an offer, recommendation, or invitation to purchase or subscribe to any securities. It shall not be considered as the basis or relied upon in connection with any contract or binding commitment whatsoever. This presentation is compiled by the company based on information and data deemed reliable, but the company makes no explicit or implied representation or warranty whatsoever. No reliance should be placed on the truth, accuracy, completeness, fairness, and reasonableness of the contents of this presentation. It may not encompass all relevant information, and any liability regarding the contents or omissions of this presentation is explicitly disclaimed. Certain topics discussed in this presentation may involve statements concerning the Company's market opportunities and business prospects that are forward-looking. These forward-looking statements are not assurances of future performance and are subject to known and unknown risks, uncertainties, and assumptions that are challenging to predict. Such risks and uncertainties include, but are not restricted to, the performance of the Indian economy and global markets, industry performance, competition, successful strategy implementation, future growth, technological changes, and other factors. The Company assumes no obligation to update any forward-looking information contained in this presentation. Any third-party forward-looking statements and projections included in this presentation are not endorsed by the Company, and the Company is not accountable for such third-party statements and projections.

Curis At A Glance

AN ESTABLISHED PHARMA BASE. A BROADER GROWTH ROADMAP.

Since 2017, Curis Lifesciences has built a pharmaceutical business spanning formulation manufacturing, domestic and international markets, and multiple routes to commercialisation.

Its WHO-GMP certified facility in Ahmedabad supports a growing formulation portfolio, while contract manufacturing, loan licensing, merchant exports and own-brand development provide distinct channels for business expansion.

With an established presence in 10+ countries and a client base of 100+, Curis is now advancing its next phase through portfolio expansion, new manufacturing capabilities and deeper market access.

10+ Countries

100+ Clients

9+ Years of Experience



The People Behind Curis



Mr. Dharmesh Dasharathbhai Patel | Chairman & Managing Director

Pharmacy graduate with 15+ years' experience. Founder of Loreto Pharmaceuticals and partner in Macline, Biocare; currently leading and overseeing the Company's overall manufacturing operations.



Mr. Piyush Gordhanbhai Antala | Whole-time Director

Pharmacy graduate from Rajiv Gandhi University. Experienced in pharmaceutical manufacturing, previously associated with Biocare and Macline; currently driving the Company's core manufacturing operations.



Mr. Siddhant Jayantilbhai Pawasia | Non-Executive Director

Founder of J D Buildcon with 13+ years' business expertise. Oversees the Company's accounts and purchase operations, strengthening financial management and operational efficiency.



Mr. Jaimik Mansukhlal Patel | Whole-time Director

Pharmacy graduate with Master's in Pharmacology from Hertfordshire, UK. Brings 13+ years' industry experience, managing the Company's marketing, compliance, regulatory functions, and corporate strategy.

Formulation Portfolio

Curis' formulation portfolio brings together multiple dosage forms and therapeutic applications, spanning solid, liquid, sterile and non-sterile products. Supported by quality-focused manufacturing, the portfolio serves diverse healthcare requirements across markets.



Tablets

Tablets are solid oral dosage forms delivering Active Pharmaceutical Ingredients (APIs). They ensure accurate dosing, easy handling, and reliable therapeutic categories.



Capsules

Capsules are solid dosage forms enclosing medication within a gelatin or similar shell. They offer convenience, mask taste, and provide precise dosing across therapeutic categories.



External Preparation

External preparations are medications applied to skin, mucous membranes, or external surfaces. They deliver localized treatment, while effectively addressing discomfort.



Oral Liquids

Oral liquids are versatile medications taken by mouth. They provide accurate dosing, easy administration, and are ideal for children, elderly, or swallowing-difficulty patients.

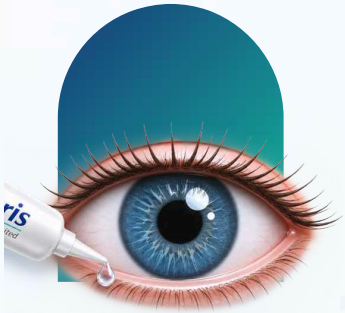

Sterile Ophthalmic

Sterile ophthalmic Ointments are eye-specific formulations. They provide controlled medication release to treat irritation, dryness, or infections.



Injectables

Injectables are sterile pharmaceutical dosage forms designed to deliver precise doses of medication directly into the body. They enable rapid absorption and targeted therapeutic action across a range of treatment applications.

Our Business Architecture

Export-Led Business

Direct Export

We have successfully built direct international partnerships, registering and supplying our products under our own license. Currently, we are directly engaged with two key markets: Yemen and Kenya. These direct exports enable us to build our own brand visibility globally, while strengthening our regulatory footprint in new markets.

Merchant Export

We also partner with merchant exporters, who source our products and market them under their own brand across multiple geographies. Through this model, our products are already present in a broad international footprint.



Our Business Architecture

India Market Operations

Contract Manufacturing

We manufacture finished pharmaceutical formulations (tablets, capsules, liquids, ointments, ophthalmics) for leading companies, delivering consistent quality, compliance, and cost-efficient production, while clients own the brand and manage sales and marketing.

Loan Licensing

In loan licensing, partner companies use our Ahmedabad facility to produce their licensed products—enabling them to expand capacity without new investments, while we maximize utilization and position ourselves as a preferred partner for strong brands with limited manufacturing bandwidth.



A NETWORK BUILT ON TRUST

Curis Lifesciences Limited

ipca A dose of life

LPL LINCOLN PHARMACEUTICALS LTD. HEALTHCARE FOR ALL

Troikaa

CADILA PHARMACEUTICALS LIMITED The Care Continues...

JB

MAKERS

Arova

Express Pharmaceuticals Private Limited

Angel Biogenics Pvt. Ltd.

Centurion HEALTHCARE

Costcon Healthcare LLP

VENUS International

IMPULSE PHARMA PVT. LTD.

Trio plus Tablets

Medwise Overseas

THE MAKING OF PHARMACEUTICAL FORMULATIONS

Curis Lifesciences Limited

01 Tablets

End-to-end processing capabilities spanning granulation, compression and coating.

STAGE 1

WET & DRY GRANULATION

Processing powder ingredients into granules to prepare them for the tablet compression stage.

WET GRANULATION :
- 250–500 kg per batch

DRY GRANULATION :
- 100–250 kg per batch

STAGE 2

TABLET COMPRESSION

Compressing prepared granules into tablets using specialised presses with different station counts and tooling configurations.

45-STATION BICONCAVE PRESS
With pre-compression

27-STATION D-TOOLING PRESS
With pre-compression

51-STATION D-TOOLING PRESS

45-STATION BICONCAVE PRESS

STAGE 3

TABLET COATING

Applying a uniform coating to compressed tablets using specialised coating equipment to support product quality, stability and finish.

AUTOMATIC TABLET COATER:
- 48-inch coating capacity

MANUAL TABLET COATER :
- 36-inch coating capacity

STAGE 4

INSPECTION & QUALITY CHECKS

Finished tablets undergo visual inspection, while metal detection equipment helps identify potential metal contamination during the production process.

TABLET INSPECTION MACHINE :
- Visual inspection of tablets.

METAL DETECTOR :
- Detection of potential metal contamination.

02 CAPSULES

Automated filling supported by integrated inspection and finishing functions.

FILLING → CHECK WEIGHING → METAL DETECTION → SORTING → POLISHING
40,000 CAPSULES PER HOUR

03 LIQUIDS

Automatic bottle filling and sealing with online visual inspection.

FILLING CAPACITY: 7,200 BOTTLES (100 ML) PER HOUR

04 PACKAGING

Multiple packaging formats supported by dedicated blister and Alu-Alu packing equipment.

MACHINERY PARTNERS

HELIOS CONCREW

ELMACPACK ELMACH The Packaging Trendsetter...!

QUALITY CONTROL ACROSS EVERY CRITICAL PARAMETER

From ingredient specifications to physical performance and microbiological quality, Curis' in-house laboratory capabilities address critical testing requirements across pharmaceutical manufacturing.

01 PHYSICAL TESTING

Does the product meet its physical specifications?

Testing covers tablet weight, hardness, disintegration and dissolution, assessing consistency and how tablets break down during testing.



02 CHEMICAL TESTING

Do the ingredients meet the required specifications?

In-house analysis of APIs and excipients to verify their conformity with defined chemical specifications.



03 MICROBIOLOGICAL TESTING

Is the microbiological quality within defined limits?

Testing evaluates microbial quality against applicable product requirements.



04 STERILITY TESTING

Is the product suitable for applicable sterility requirements?

Sterility testing supports quality assessment for relevant sterile formulations, including ophthalmic products.



BUILDING MARKET ACCESS THROUGH COMPLIANCE

Existing certifications and country-specific regulatory progress supporting Curis' international expansion.

01 WHO-GMP CERTIFICATION



Recognised manufacturing quality certification supporting Curis' pharmaceutical production standards.

02 NAFDAC APPROVAL NIGERIA



Nigerian regulatory approval supporting Curis' presence in one of Africa's key pharmaceutical markets.

03 MANUFACTURING LICENCE | PHILIPPINES



A manufacturing licence documented for the Philippines, extending Curis' regulatory credentials beyond its domestic market.

04 KENYA & GHANA



Financial obligations settled. Certificate issuance remains pending final audit clearance.

05 YEMEN



Product re-registration is underway to maintain the relevant products' regulatory status in the market.

STRATEGIC NIGERIA JV



ESTABLISHING A DIRECT-TO-MARKET PHARMACEUTICAL PLATFORM

Curis Lifesciences has established Curuson Pharmaceutical Nigeria Inc. as a joint venture with Euroson Pharmaceuticals, with Curis holding a **49.5% stake** to strengthen its strategic presence in Nigeria.

STRATEGIC OBJECTIVE

Build a branded pharmaceutical business in Nigeria, enabling direct marketing of Curis and partner products under owned brands.

BUSINESS RATIONALE

01 | AFRICAN MARKET PRESENCE

Strengthens Curis' strategic foothold in Nigeria's pharmaceutical market.

02 | DIRECT MARKET ACCESS

Supports the development of local distribution capabilities and closer market reach.

GROWTH ROADMAP

NEAR-TERM

Contract manufacturing and merchant exports to support initial market development.

LONG-TERM

Direct, own-brand pharmaceutical marketing, with potential to expand into other African markets.

UNINNOVA ACQUISITION: A GROWTH CATALYST

51%

EQUITY OWNERSHIP

₹20,65,500

ACQUISITION VALUE

2×

FY27 REVENUE TARGET

THE ACQUISITION

Uninnova Lifesciences brings an established generic pharmaceutical business, an existing domestic distribution network and a growing branded portfolio. Its integration strengthens Curis' presence across India's pharmaceutical value chain.

THE STRATEGIC FIT

Combining Uninnova's distribution reach with Curis' manufacturing capabilities creates a more integrated business model, with greater control over product supply, distribution and market access.

THE GROWTH VISION

Integrating manufacturing and distribution capabilities in India, alongside the Nigerian joint venture with Euroson Pharmaceuticals, creates two avenues for growth: domestic market expansion and international market development.

DRIVERS OF FUTURE GROWTH

01

WIDER DOMESTIC REACH

Leverage Uninnova's distribution network to expand access to India's generic pharmaceutical market.

02

MARGIN IMPROVEMENT POTENTIAL

Greater control over manufacturing and distribution can support operating efficiencies across the value chain.

03

INTERNATIONAL MARKET ACCESS

Build on Curis' Nigerian platform to pursue opportunities in regulated and semi-regulated markets.



04

BROADER PRODUCT PORTFOLIO

Expand product offerings and reduce reliance on a narrower range of products.

05

OPERATING SYNERGIES

Align procurement, manufacturing and distribution to improve resource utilisation.

PHARMACEUTICAL CDMO MARKET

GLOBAL MARKET TRAJECTORY

▲ 6.49%
CAGR

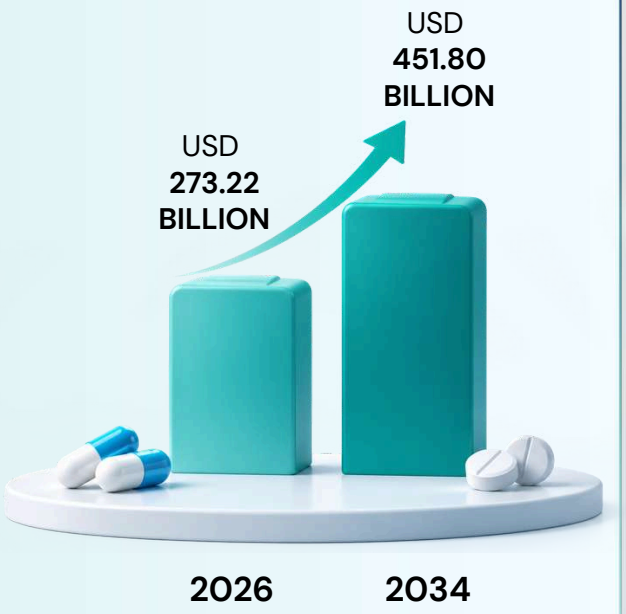

WHERE THE INDUSTRY IS HEADING

01
CONTRACT MANUFACTURING

Accounted for 66.40% of service-segment revenue in 2025.

02
ASIA-PACIFIC GROWTH

Projected to expand at a 7.18% CAGR through 2034.

03
SMALL MOLECULES

Represented 64.20% of global market revenue in 2025.

04
DRUG PRODUCT SERVICES

Expected to grow at a 7.12% CAGR through 2034.

05
PHARMACEUTICAL OUTSOURCING

Companies increasingly use CDMOs for manufacturing capacity, specialised expertise and production efficiency.

HOW THIS MARKET TREND ALIGNS WITH CURIS

01
FORMULATION & MANUFACTURING CAPABILITIES

Curis' oral solid, liquid oral and ointment manufacturing capabilities align with demand for outsourced finished-dose production.

02
IN-HOUSE QUALITY SYSTEMS

Physical, chemical and microbiological testing capabilities support quality control across manufacturing operations.

03
CONTRACT MANUFACTURING OPPORTUNITY

Curis' contract manufacturing initiative represents a potential route to participate in the growing outsourcing market, subject to commercial and regulatory progress.

04
INTERNATIONAL MARKET ACCESS

Curis' Nigerian joint venture and export activities provide a platform for developing its international pharmaceutical presence.

***SOURCE**: Polaris Market Research 28 October 2026.*

AFRICA'S PHARMACEUTICAL MARKET

Market Size

▲ 6.1%
CAGR

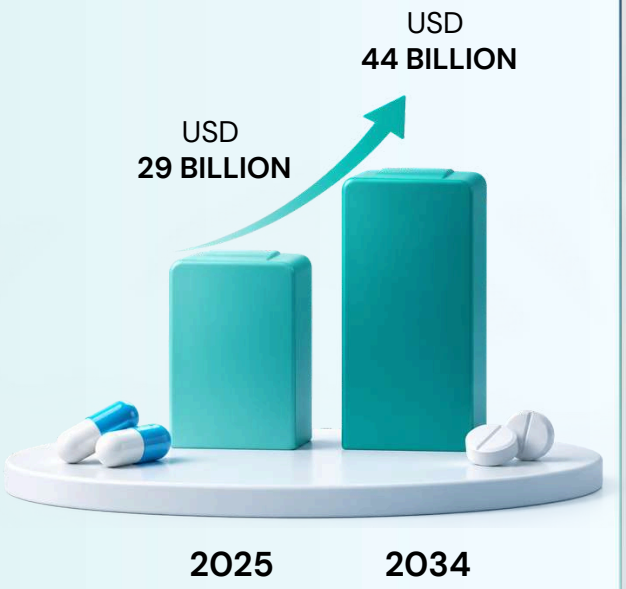

WHAT IS SHAPING THE OPPORTUNITY?

01 IMPORT DEPENDENCY

Over 70% of Africa's medicines are imported, creating significant scope for local production.

02 GENERICS-LED DEMAND

Affordable generic medicines remain central to healthcare access.

03 RISING HEALTHCARE NEEDS

Population growth is driving demand for essential medicines.

04 REGIONAL MARKET INTEGRATION

AfCFTA and AMRH initiatives are advancing trade and regulatory harmonisation.

05 LOCAL MANUFACTURING POTENTIAL

Investment in infrastructure and special economic zones can strengthen Africa's production base.

CURIS' AFRICAN MARKET PLATFORM

01 ESTABLISHED NIGERIAN JV

Curuson Pharmaceutical Nigeria Inc., established with Euroson Pharmaceuticals, gives Curis a 49.5% stake in a dedicated Nigerian platform.

02 FORMULATION CAPABILITIES

Oral solids, liquid orals and ointments provide a diversified base of pharmaceutical manufacturing capabilities.

03 MERCHANT EXPORTS

Existing export activity supports Curis' reach into international pharmaceutical markets.

04 REGULATORY MARKET ACCESS

NAFDAC approval strengthens Curis' regulatory presence in Nigeria.

05 CONTRACT MANUFACTURING OPPORTUNITY

Curis' manufacturing capabilities position it to pursue opportunities arising from growing pharmaceutical outsourcing demand.

***SOURCE**: UNCTAD, Polaris Market Research,*

GLOBAL PHARMA:
THE NUMBERS SHAPING THE NEXT DECADE

Global pharmaceutical growth, rising generic competition and increasing demand for cost-efficient manufacturing are creating opportunities across the pharmaceutical value chain. Curis' formulation capabilities, established export activity and Nigerian JV provide a foundation to participate in these evolving market needs

$2Tn+

GLOBAL PRESCRIPTION DRUG SALES

Expected to surpass USD 2 trillion by 2032, with 7%+ CAGR projected between 2025 and 2032.

$500Bn+

SALES EXPOSED TO GENERIC COMPETITION

More than USD 500 billion in pharmaceutical sales could face generic competition between 2026 and 2032.

$70Bn+

TIRZEPATIDE BRAND SALES BY 2032

Mounjaro and Zepbound are projected to generate over USD 70 billion in combined sales.

10% CAGR

IMMUNOMODULATORS

Forecast to outgrow metabolic and endocrine therapies through 2032.

⅔+

PHARMA DEAL VALUE FROM CHINESE ASSETS

Chinese assets are expected to account for over two-thirds of total deal value in 2026, up from around half in 2025.

$200Bn

POTENTIAL PHARMA M&A DEAL VALUE

Pharmaceutical deal value could reach approximately USD 200 billion in 2026 if the current pace continues.

CURIS' NEXT PHASE OF GROWTH

Building on its established formulation and export base, Curis is expanding its capabilities, product portfolio and market presence.

01

Scaling the Branded Product Portfolio

Curis' subsidiary, Uninova Lifesciences, currently offers 50 branded products, with 12 additional launches planned in the near term and a target of 100+ products by year-end, strengthening Curis' domestic branded pharmaceutical presence.



02

Expanding Formulation Capabilities

The acquisition of Uninnova Lifesciences strengthens Curis' product portfolio and manufacturing capabilities, supporting its broader formulation-led growth strategy.



03

Moving Towards Branded Products

Curis plans to launch its own branded products in Ghana, with the objective of improving gross margins, strengthening brand equity and reducing dependence on merchant and export-only models.



04

Building Regulatory Market Access

Product registrations in Kenya and registered dossiers in Nigeria strengthen Curis' regulatory foundation and can support future expansion into additional African markets.



05

Diversifying Across African Markets

With a presence across Congo, Kenya, Ghana and Nigeria, Curis is broadening its geographic reach and reducing reliance on individual markets.



06

Strengthening Nigerian Presence

Through Curuson Pharmaceutical Nigeria Inc., established with Euroson Pharmaceuticals, Curis holds a 49.5% stake in a dedicated platform for its Nigerian market presence.



07

Extending International Reach

Existing merchant export activity and export relationships provide a foundation for future product introductions and continued expansion across international pharmaceutical markets.



Profit & Loss

All figures are presented on a standalone basis.

All figures in ₹ Lakhs

Particulars	H1FY27	H2FY26	HoH%	H1FY26	YoY%
Revenue from Operations	3411.94	3,271.99	4.28%	2,790.89	22.25%
Other Income	44.86	28.03	-	0.12	-
Total Income	**3456.80**	**3,300.03**	4.75%	**2,791.01**	23.85%
COGS	2423.09	2,332.98	-	1,858.61	
Gross Profit	**1,033.71**	**967.04**	6.89%	**932.40**	10.87%
Gross Profit Margin%	29.90%	29.30%	2.05%	33.41%	(10.49%)
Operating & Other Expenses	379.50	424.86	-	333.50	-
EBITDA	**654.21**	**542.18**	20.66%	**598.91**	9.23%
EBITDA %	19.17%	16.43%	15.69%	21.46%	(10.65%)
Depreciation & Ammortisation Expenses	37.80	35.45	-	34.16	-
Interest Cost	50.54	70.86	-	42.99	-
Profit before exceptional and extraordinary items and tax	565.87	435.88	-	521.76	-
Exceptional items	2.37	1.47	-		-
Profit Before Tax	**563.50**	**434.40**	29.72%	**521.76**	8.00%
PBT %	16.30%	13.16%	-	18.70%	-
Total Tax Expense	150.00	163.86	-	100.67	-
Profit After Tax	**413.50**	**270.55**	52.84%	**421.09**	(1.80%)
PAT %	11.96%	8.20%	45.85%	15.09%	(20.74%)
Earnings Per Share(₹)	5.75	4.01	43.39%	7.10	(19.01%)

Balance Sheet

All figures are presented on a standalone basis.

All figures in ₹ Lakhs

Equity & Liabilities	H1FY27	FY26
Shareholders' Funds		
Share Capital	808.44	808.44
Reserves and Surplus	4,340.83	3,927.33
Non-Current Liabilities		
Long-Term Borrowings	559.95	557.95
Deferred Tax Liabilities/(Assets) (Net)	113.34	113.34
Long-Term Provisions	8.61	4.67
Current Liabilities		
Short-Term Borrowings	1,317.41	1,601.14
Trade Payables	527.27	818.06
Other Current Liabilities	81.32	75.69
Short-Term Provisions	395.27	245.46
TOTAL EQUITY & LIABILITIES	**8,152.44**	**8,152.07**

Assets	H1FY27	FY26
Non-Current Assets		
Tangible Assets	1,082.29	1,077.71
Capital Work-in-Progress	346.73	132.74
Non-Current Investments	26.16	0.50
Other Non-Current Assets	27.07	27.07
Current Assets		
Inventories	3,430.85	3,410.88
Trade Receivables	1,450.13	1,122.26
Cash and Cash Equivalents	18.60	316.51
Short-Term Loans and Advances	1,770.62	2,064.40
TOTAL ASSETS	**8,152.44**	**8,152.07**

Profit & Loss

All figures are presented on a consolidated basis.

All figures in ₹ Lakhs

Particulars	H1FY27	H2FY26	HoH%	H1FY26	YoY%
Revenue from Operations	3703.39	3,271.99	13.18%	2,790.89	32.70%
Other Income	45.56	28.03		0.12	
Total Income	3748.95	3,300.02	13.60%	2,791.01	34.32%
COGS	2687.18	2,332.98		1,858.61	
Gross Profit	**1,061.77**	**967.04**	9.80%	**932.40**	13.87%
Gross Profit Margin%	28.32	29.30	-3.35%	33.41	(15.22%)
Operating & Other Expenses	399.71	424.86		333.50	
EBITDA	**662.06**	**542.18**	22.11%	**598.90**	10.55%
EBITDA %	17.87	16.57	7.85%	21.46	(16.73%)
Depreciation & Ammortisation Expenses	38.72	35.45		34.16	
Interest Cost	56.32	70.86		42.99	
Profit before exceptional and extraordinary items and tax	567.03	435.88	30.09%	521.76	8.68%
Exceptional items	2.37	1.47		-	-
Profit Before Tax	564.66	434.40	29.99%	521.76	8.22%
PBT %	15.25	13.28	14.83%	18.70	(18.43%)
Total Tax Expense	150.00	163.86		100.67	
Profit After Tax	**414.55**	**270.55**	53.22%	**421.09**	(1.55%)
PAT %	11.19	8.28	35.14%	15.09	(25.84%)
Earnings Per Share(₹)	5.76	4.01	43.64%	7.10	(18.87%)

Balance Sheet

All figures are presented on a consolidated basis.

All figures in ₹ Lakhs

Equity & Liabilities	H1FY27	FY26
Shareholders' Funds		
Share Capital	808.44	808.44
Reserves and Surplus	4,341.31	3,927.33
Minority Interest	19.31	**0.00**
Non-Current Liabilities		
Long-Term Borrowings	585.78	557.95
Deferred Tax Liabilities/(Assets) (Net)	113.34	113.34
Long-Term Provisions	8.61	4.67
Current Liabilities		
Short-Term Borrowings	1,417.36	1,601.14
Trade Payables	624.77	818.06
Other Current Liabilities	83.47	75.69
Short-Term Provisions	395.52	245.46
TOTAL EQUITY & LIABILITIES	**8,397.92**	**8,152.07**

Assets	H1FY27	FY26
Non-Current Assets		
Tangible Assets	1,096.47	1,077.71
Capital Work-in-Progress	346.73	132.74
Goodwill on consolidation	1.15	0.00
Non-Current Investments	5.39	0.50
Deferred Tax Assets (net)	0.36	0.00
Other Non-Current Assets	50.03	27.07
Current Assets		
Inventories	3,554.87	3,410.88
Trade Receivables	1,560.03	1,122.26
Cash and Cash Equivalents	18.63	316.51
Short-Term Loans and Advances	1,764.27	2,064.40
TOTAL ASSETS	**8,397.92**	**8,152.07**

Thank you

Curis Lifesciences Limited

Pragnesh Sharma

+91 76218 92304

ir@curisls.com

FINPORTAL

Abhishek Bhutra | Himanshu Jain

+91 80006 85556 | +91 99987 81853

invrelation@finportalin.com

Request A Meeting & Investor Kit